USIM Card **17-2**
About USIM Card 17-2
USIM Card Installation..... 17-3
Battery..... **17-4**
Battery Installation..... 17-4
Software Update..... **17-5**
Troubleshooting **17-6**
Key Assignments **17-8**
Pager Codes **17-10**
Pager Code List..... 17-10
Character Codes..... **17-11**
Character Code List 17-11
Weather Indicators **17-17**
Weather Indicator List 17-17
Specifications **17-18**
Memory Card Structure & Contents ...17-24
Menu List..... **17-25**
Index **17-33**
Warranty & Service..... **17-41**
Customer Service **17-42**

17

Appendix

About USIM Card

USIM Card is an IC card containing customer and authentication information, including the handset number. USIM Card must be inserted to use this handset. Save Phone Book entries on USIM Card Phone Book to use them on other SoftBank handsets. Depending on the USIM Card in use, some entry items may not be supported, and some limits (character entry, etc.) may be lower.

Precautions

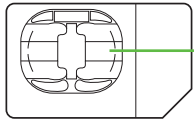

- Do not insert USIM Card into any other IC card device. SoftBank Mobile is not liable for resulting damages.
- Keep the USIM Card IC chip clean; malfunction may result. Clean with soft dry cloth.
- Do not attach labels to USIM Card. Malfunction may result.

Important

- USIM Card is the property of SoftBank Mobile.
- USIM Card will be reissued for a fee if lost or damaged.
- Return USIM Card to SoftBank Mobile upon subscription termination.
- Returned USIM Cards are recycled.
- USIM Card specifications may change without prior notice.
- Back up USIM Card files. SoftBank Mobile is not liable for lost files.
- If your USIM Card or handset (with USIM Card inserted) is lost or stolen, suspend your service immediately. For details, contact SoftBank Mobile Customer Center, General Information (**P.17-42**).

USIM PIN

4-digit code (***9999*** by default); activate PIN Entry to restrict usage.

PUK Lock

- Entering incorrect PIN three consecutive times activates PIN Lock, limiting handset use.

Canceling PIN Lock

- Contact SoftBank Mobile Customer Center, General Information (**P.17-42**) for your Personal Unblocking Key (PUK Code) and follow these steps:
  Enter PUK Code ➡ ◉ ➡ Enter new PIN ➡ ◉ ➡ Re-enter new PIN ➡ ◉
  ■ Write down PUK code.

PUK Lock

- Entering incorrect PUK Code ten consecutive times activates PUK Lock, disabling handset. Contact SoftBank Mobile Customer Center, General Information (**P.17-42**) for recovery.

USIM Card Installation

- Do not apply excessive force to insert/remove USIM Card.
- USIM Card must be inserted to use this handset.

Inserting

1 Remove battery (P.17-4)

2 Using Tab, pull out Tray as shown until it clicks

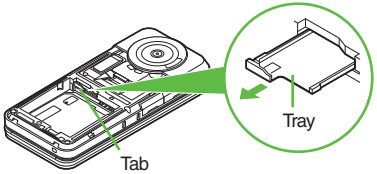

3 Slide in USIM Card with IC chip facing up

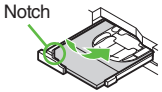

4 Push in Tray fully

- Reinstall battery (**P.17-4**).

Removing

1 Remove battery

2 Using Tab, pull out Tray as shown until it clicks

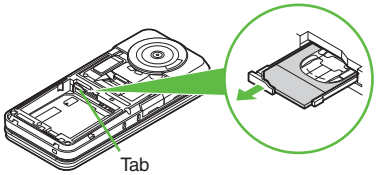

3 Lift and slide out USIM Card as shown

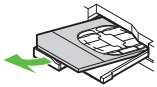

- Reinstall battery.
- Take care not to lose removed USIM Card.

After Repairs, USIM Card Replacement or Handset Upgrade/Replacement

- Some downloaded files may be inaccessible. In addition, S! Applications, BookSurfing® and Near Chat may be disabled after USIM Card replacement.

Battery Installation

About Battery

- Charge battery at least once every six months; an uncharged battery may become unusable or affect files/settings.
- Depending on usage, bulges may appear near end of battery life; this does not affect safety.
- Replace battery if operating time shortens noticeably.
- Clean device charging terminals with a dry cotton swab.

Lithium-ion Battery

- This product requires a lithium-ion battery. Lithium-ion batteries are a recyclable resource.
  - To recycle a used lithium-ion battery, take it to any shop displaying the symbol shown above.
  - To avoid fire or electric shock, do not short-circuit or disassemble battery.

Inserting & Removing

1 Remove cover

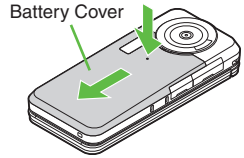

- Press and slide as shown.

2 Insert battery

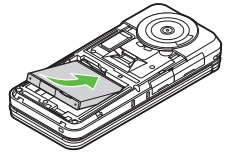

- With logo side up, fit tabs into battery cavity slots.

3 Close cover

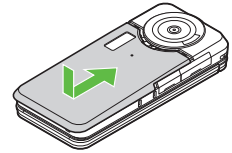

- Position and slide the cover gently as shown until it stops.

Removing

- Power handset off and lift battery as shown.

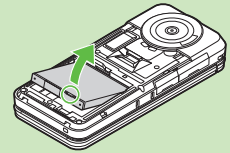

Software Update

Check for firmware updates and download as required.

Precautions

- Handset is disabled until update is complete. Update may take up to approximately 30 minutes.
- Update failure may disable handset. To reduce failure risk, make sure signal is strong and stable, and charge battery beforehand.
- Update will not start if other functions are in use. Before updating software (or before scheduled update time), end all active functions/applications.
- Disconnect USB Cable beforehand to reduce failure risk.
- Always back up important information. SoftBank Mobile cannot be held liable for damages from lost information, etc.

Updating Software

- Packet transmission fees do not apply to updates (including checking, downloading and rewriting).
- Touch Panel operations may be unavailable during updates; use handset keys.

1. ◉ ➡ ***Settings*** ➡ ◉ ➡ ◎ ***Phone/*** ➡ ***Software Update*** ➡ ◉
2. ***Software Update*** ➡ ◉

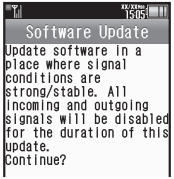

- Follow onscreen instructions.

Setting Update Period (Japanese)

In ②, *Update Period* ➡ ◉

- Follow onscreen instructions.

Update Result

In ②, *Update Result* ➡ ◉

Scheduled Update

A confirmation appears at scheduled update time. Press ◉ or wait a while for update to start.

When Updated

Update success notification appears and handset reboots.
After reboot, completion message appears and Information window opens.

Update Result

While Information window appears, *Update Result* ➡ ◉

Reboot Failure

- If handset does not return to Standby after update, power handset off, reinsert battery, then restart it. If it still does not restart, contact SoftBank Mobile Customer Center, Customer Assistance (**P.17-42**).

Troubleshooting

General

Problem	Possible Cause	Solution
Handset won't power on	Was [power] pressed long enough?	Press [power] longer.
	Battery may need to be charged or replaced.	Charge battery or install a charged battery.
	Battery may not be properly installed.	Install battery properly (**P.17-4**).
Handset won't respond	Is Switch On/Off in PIN Entry ***On***?	If ***On***, PIN is required. Enter PIN according to onscreen prompt.
***Insert USIM Card* appears**	USIM Card may not be properly inserted.	Power handset off and check that USIM Card is properly inserted, then restart handset. If the message still appears, USIM may be damaged.
	The correct USIM Card may not be inserted.	Make sure the correct USIM Card is inserted. The inserted USIM Card may not be valid.
	There may be debris on IC chip/terminals.	Clean relevant parts with dry cloth and re-insert.
***REFRESH* appears and handset returns to Standby**	Handset may have been dropped or subjected to shocks.	Handset failed to recognize USIM Card temporarily. This is not a malfunction.
Keypad won't respond	Keypad Lock may be active (appears).	Cancel Keypad Lock (**P.2-19**).
	Function Lock may be active (appears).	Cancel Function Lock (**P.13-2**).

Problem	Possible Cause	Solution
Battery strength indicator flashes when not charging	Ambient temperature may be outside 5°C to 35°C.	Use within an ambient temperature of 5°C - 35°C.
Saved entry/folder does not appear on handset	Entry/folder may be set to Secret.	Activate Show Secret Data (**P.13-3**).
Handset/AC Charger feels warm	Handset/AC Charger may warm while charging.	Unless handset/AC Charger is too hot to touch, warmth is considered normal. Always avoid prolonged skin contact to prevent burn injuries.
	Handset may warm during extended periods of use.	
	Handset may warm during Video Calls.	
Cannot access Memory Card files	Memory Card may not be properly formatted.	Use 940SH-formatted Memory Cards.
Clock settings are lost	Did you leave handset without battery?	Clock settings remain even when removing battery for replacement, etc. However, if handset is left with no battery or an exhausted one for an extended period of time (approximately one hour), Clock will need to be reset.

■ Charger/Battery

Problem	Possible Cause	Solution
Battery charges quickly	Remaining charge shortens charging time.	This is normal.
	Battery may be terminally exhausted or defective. (Illumination Light flashes red.)	Replace battery with a new one.
Battery charges slowly	Charging slows during Video Calls.	End the call to charge faster.
	Battery may be charging via USB.	Use AC Charger.
Battery won't charge	AC Charger may not be properly connected to handset.	Make sure connector is securely inserted and retry.
	AC Charger may not be firmly plugged in to AC outlet.	Remove plug from outlet, re-insert and retry.
	Battery may not be properly installed.	Install battery properly (**P.17-4**).
	Battery, AC Charger, or Charging Terminals, or Device Port may be obstructed by dust, etc.	Clean terminals, connector and Port with a dry cotton swab and retry.
	Charger, etc. may not be supported.	Use specified AC Charger, etc. only; others may damage battery.

Problem	Possible Cause	Solution
Battery Time seems shorter than usual	High power consuming operations are in use.	Keep handset closed in Standby; reduce TV, S! Application, Media Player and camera use, and limit transmissions/external connections.
	Using handset in poor conditions may shorten Battery Time.	Avoid prolonged use of handset out-of-range or in poor signal conditions.
	Power hungry settings may be active.	Lower Brightness, select shorter Display Saving/ Backlight time, etc.

Key Assignments

Key	Kanji (Hiragana) [Double-byte]	Katakana [Double & Single-byte]	Alphanumerics [Double & Single-byte]	Numbers [Single-byte]	Character Codes
1	あいうえお ぁ ぃ ぅ ぇ ぉ	アイウエオ ｱ ｲ ｳ ｴ ｵ	@./_-1 □ (space)	1	1
2	かきくけこ	カキクケコ	ABCabc2	2	2
3	さしすせそ	サシスセソ	DEFdef3	3	3
4	たちつてとっ	タチツテトッ	GHIghi4	4	4
5	なにぬねの	ナニヌネノ	JKLjkl5	5	5
6	はひふへほ	ハヒフヘホ	MNOmno6	6	6
7	まみむめも	マミムメモ	PQRSpqrs7	7	7
8	やゆよゃゅょ	ヤユヨャュョ	TUVtuv8	8	8
9	らりるれろ	ラリルレロ	WXYZwxyz9	9	9
0	わをんー	ワヲンー	0	0	0
*	゛ ゜	ﾞ ﾟ -[1]	————	* + P (pause) ? -[2]	————
	Log, Pictogram List (double-byte), Symbol List[3]				
#	、。 ↵ (line break) ？ ！ □ (space)	,. ↵ (line break) ?! □ (space)		#	————

[1] - is available only in single-byte katakana entry.
[2] Available for phone number entry; some characters may not be enterable in some windows.
[3] May not be enterable in some windows.

Key	Kanji (Hiragana) [Double-byte]	Katakana [Double & Single-byte]	Alphanumerics [Double & Single-byte]	Numbers [Single-byte]	Character Codes
	Conversion[4]	Cursor up/down; ↵ (line break) when is pressed at the end of text			
	Cursor left/right				
	Switch entry modes (except during conversion)				
	Search Word[5]	—			
(Long)	Toggle Personal Mode[5]	—	Toggle Personal Mode[5,6]	—	
	Toggle case (for some characters)			—	
	—		Toggle mode (upper/ lower and lower case)		
	Delete one character				
	Cancel conversion	—	Cancel conversion[6]	—	Delete code
(Long)	Delete before or after cursor				
	Recover characters deleted with				
	Re-convert[7]	—	Re-convert[6, 7]	—	
	OK				
	Non-Predictive suggestions[5]	—			
	Hiragana to Katakana/ Alphanumeric Conversion[5]	—			
(Long)	Single Kanji Conversion[5]	—			

[4] Cursor moves up/down except during conversion.
[5] Available during conversion.
[6] Available only in single-byte alphanumeric entry.
[7] Press immediately after inserting characters to re-convert them.

Pager Code List

Gray background indicates upper and lower case available. Press [A/a] to switch immediately after character entry.

■ Double-byte Upper Case

First Digit (Press First)	Second Digit (Press Next) 1	2	3	4	5	6	7	8	9	0
1	あ	い	う	え	お	A	B	C	D	E
2	か	き	く	け	こ	F	G	H	I	J
3	さ	し	す	せ	そ	K	L	M	N	O
4	た	ち	つ	て	と	P	Q	R	S	T
5	な	に	ぬ	ね	の	U	V	W	X	Y
6	は	ひ	ふ	へ	ほ	Z	?	!	ー	／
7	ま	み	む	め	も	¥	&		☎	*1
8	や	(	ゆ	)	よ	✕	#	Space	♥	*2
9	ら	り	る	れ	ろ	1	2	3	4	5
0	わ	を	ん	゛	゜	6	7	8	9	0

■ Single-byte Upper Case

First Digit (Press First)	Second Digit (Press Next) 1	2	3	4	5	6	7	8	9	0
1	ｱ	ｲ	ｳ	ｴ	ｵ	A	B	C	D	E
2	ｶ	ｷ	ｸ	ｹ	ｺ	F	G	H	I	J
3	ｻ	ｼ	ｽ	ｾ	ｿ	K	L	M	N	O
4	ﾀ	ﾁ	ﾂ	ﾃ	ﾄ	P	Q	R	S	T
5	ﾅ	ﾆ	ﾇ	ﾈ	ﾉ	U	V	W	X	Y
6	ﾊ	ﾋ	ﾌ	ﾍ	ﾎ	Z	?	!	-	/
7	ﾏ	ﾐ	ﾑ	ﾒ	ﾓ	¥	&		☎	*1
8	ﾔ	(	ﾕ	)	ﾖ	✕	#	Space	♥	*2
9	ﾗ	ﾘ	ﾙ	ﾚ	ﾛ	1	2	3	4	5
0	ﾜ	ｦ	ﾝ	ﾞ	ﾟ	6	7	8	9	0

■ Double-byte Lower Case

First Digit (Press First)	Second Digit (Press Next) 1	2	3	4	5	6	7	8	9	0
1	ぁ	ぃ	ぅ	ぇ	ぉ	a	b	c	d	e
2						f	g	h	i	j
3						k	l	m	n	o
4			っ			p	q	r	s	t
5						u	v	w	x	y
6						z				
7										*1
8	ゃ		ゅ		ょ					*2
9										
0				、	。					

■ Single-byte Lower Case

First Digit (Press First)	Second Digit (Press Next) 1	2	3	4	5	6	7	8	9	0
1	ｧ	ｨ	ｩ	ｪ	ｫ	a	b	c	d	e
2						f	g	h	i	j
3						k	l	m	n	o
4			ｯ			p	q	r	s	t
5						u	v	w	x	y
6						z				
7										*1
8	ｬ		ｭ		ｮ					*2
9										
0				,	.					

*1 Press [7] [0] to insert ↵ (line break) in mail message text, Notepad, etc.
*2 Press [8] [0] to toggle upper and lower case modes.

Character Code List

First Three Digits	Last Digit 0	1	2	3	4	5	6	7	8	9
010		Space	、	。	，	：	・	：	；	？
011	！	゛	゜	ゝ	ゞ	゛	゜	―	＿	ヽ
012	ヾ	ゝ	ゞ	〃	仝	々	〆	○	―	―
013	-	／	＼	～	‖	｜	…	‥	‘	’
014	“	”	（	）	〔	〕	［	］	｛	｝
015	〈	〉	《	》	「	」	『	』	【	】
016	＋	－	±	×	÷	＝	≠	＜	＞	≦
017	≧	∞	∴	♂	♀	°	′	″	℃	￥
018	$	¢	£	%	#	&	＊	@	§	☆
019	★	○	●	◎	◇					
020		◆	□	■	△	▲	▽	▼	※	〒
021	→	←	↑	↓	〓					
022							∈	∋	⊆	⊇
023	⊂	⊃	∪	∩						
024			∧	∨	￢	⇒	⇔	∀	∃	
026	∠	⊥	⌒	∂	∇	≡	≒	≪	≫	√
027	∽	∝	∵	∫	∬					
028			Å	‰	♯	♭	♪	†	‡	¶
029					○					
031							0	1	2	3
032	4	5	6	7	8	9				
033				A	B	C	D	E	F	G
034	H	I	J	K	L	M	N	O	P	Q
035	R	S	T	U	V	W	X	Y	Z	
036						a	b	c	d	e
037	f	g	h	i	j	k	l	m	n	o
038	p	q	r	s	t	u	v	w	x	y
039	z									
040		ぁ	あ	ぃ	い	ぅ	う	ぇ	え	ぉ
041	お	か	が	き	ぎ	く	ぐ	け	げ	こ
042	ご	さ	ざ	し	じ	す	ず	せ	ぜ	そ

First Three Digits	Last Digit 0	1	2	3	4	5	6	7	8	9
043	ぞ	た	だ	ち	ぢ	っ	つ	づ	て	で
044	と	ど	な	に	ぬ	ね	の	は	ば	ぱ
045	ひ	び	ぴ	ふ	ぶ	ぷ	へ	べ	ぺ	ほ
046	ぼ	ぽ	ま	み	む	め	も	ゃ	や	ゅ
047	ゆ	ょ	よ	ら	り	る	れ	ろ	ゎ	わ
048	ゐ	ゑ	を	ん						
050		ァ	ア	ィ	イ	ゥ	ウ	ェ	エ	ォ
051	オ	カ	ガ	キ	ギ	ク	グ	ケ	ゲ	コ
052	ゴ	サ	ザ	シ	ジ	ス	ズ	セ	ゼ	ソ
053	ゾ	タ	ダ	チ	ヂ	ッ	ツ	ヅ	テ	デ
054	ト	ド	ナ	ニ	ヌ	ネ	ノ	ハ	バ	パ
055	ヒ	ビ	ピ	フ	ブ	プ	ヘ	ベ	ペ	ホ
056	ボ	ポ	マ	ミ	ム	メ	モ	ャ	ヤ	ュ
057	ユ	ョ	ヨ	ラ	リ	ル	レ	ロ	ヮ	ワ
058	ヰ	ヱ	ヲ	ン	ヴ	ヵ	ヶ			
060		Α	Β	Γ	Δ	Ε	Ζ	Η	Θ	Ι
061	Κ	Λ	Μ	Ν	Ξ	Ο	Π	Ρ	Σ	Τ
062	Υ	Φ	Χ	Ψ	Ω					
063				α	β	γ	δ	ε	ζ	η
064	θ	ι	κ	λ	μ	ν	ξ	ο	π	ρ
065	σ	τ	υ	φ	χ	ψ	ω			
070		А	Б	В	Г	Д	Е	Ё	Ж	З
071	И	Й	К	Л	М	Н	О	П	Р	С
072	Т	У	Ф	Х	Ц	Ч	Ш	Щ	Ъ	Ы
073	Ь	Э	Ю	Я						
074										а
075	б	в	г	д	е	ё	ж	з	и	й
076	к	л	м	н	о	п	р	с	т	у
077	ф	х	ц	ч	ш	щ	ъ	ы	ь	э
078	ю	я								

First Three Digits	Last Digit 0	1	2	3	4	5	6	7	8	9
080		─	│	┌	┐	┘	└	├	┬	┤
081	┴	┼	━	┃	┏	┓	┛	┗	┣	┳
082	┫	┻	╋	┠	┯	┨	┷	┿	┝	┰
083	┥	┸	╂							
130		①	②	③	④	⑤	⑥	⑦	⑧	⑨
131	⑩	⑪	⑫	⑬	⑭	⑮	⑯	⑰	⑱	⑲
132	⑳	Ⅰ	Ⅱ	Ⅲ	Ⅳ	Ⅴ	Ⅵ	Ⅶ	Ⅷ	Ⅸ
133	Ⅹ		ミリ	キロ	センチ	メートル	グラム	トン	アール	ヘクタール
134	リットル	ワット	カロリー	ドル	セント	パーセント	ミリバール	ページ	mm	cm
135	km	mg	kg	cc	㎡					
136				㍻	″	〃	No.	K.K.	TEL	㊤
137	㊥	㊦	㊧	㊨	㈱	㈲	㈹	㍾	㍿	㍼
138	≒	≡	∫	∮	Σ	√	⊥	∠	∟	⊿
139	∵	∩	∪							
					あ					
160		亜	唖	娃	阿	哀	愛	挨	姶	逢
161	葵	茜	穐	悪	握	渥	旭	葦	芦	鯵
162	梓	圧	斡	扱	宛	姐	虻	飴	絢	綾
163	鮎	或	粟	袷	安	庵	按	暗	案	闇
164	鞍	杏								
					い					
164			以	伊	位	依	偉	囲	夷	委
165	威	尉	惟	意	慰	易	椅	為	畏	異
166	移	維	緯	胃	萎	衣	謂	違	遺	医
167	井	亥	域	育	郁	磯	一	壱	溢	逸
168	稲	茨	芋	鰯	允	印	咽	員	因	姻
169	引	飲	淫	胤	蔭					
170		院	陰	隠	韻	吋				
					う					
170							右	宇	烏	羽

First Three Digits	Last Digit 0	1	2	3	4	5	6	7	8	9
171	迂	雨	卯	鵜	窺	丑	碓	臼	渦	嘘
172	唄	欝	蔚	鰻	姥	厩	浦	瓜	閏	噂
173	云	運	雲							
					え					
173				荏	餌	叡	営	嬰	影	映
174	曳	栄	永	泳	洩	瑛	盈	穎	頴	英
175	衛	詠	鋭	液	疫	益	駅	悦	謁	越
176	閲	榎	厭	円	園	堰	奄	宴	延	怨
177	掩	援	沿	演	炎	焔	煙	燕	猿	縁
178	艶	苑	薗	遠	鉛	鴛	塩			
					お					
178								於	汚	甥
179	凹	央	奥	往	応					
180		押	旺	横	欧	殴	王	翁	襖	鴬
181	鴎	黄	岡	沖	荻	億	屋	憶	臆	桶
182	牡	乙	俺	卸	恩	温	穏	音		
					か					
182									下	化
183	仮	何	伽	価	佳	加	可	嘉	夏	嫁
184	家	寡	科	暇	果	架	歌	河	火	珂
185	禍	禾	稼	箇	花	苛	茄	荷	華	菓
186	蝦	課	嘩	貨	迦	過	霞	蚊	俄	峨
187	我	牙	画	臥	芽	蛾	賀	雅	餓	駕
188	介	会	解	回	塊	壊	廻	快	怪	悔
189	恢	懐	戒	拐	改					
190		魁	晦	械	海	灰	界	皆	絵	芥
191	蟹	開	階	貝	凱	劾	外	咳	害	崖
192	慨	概	涯	碍	蓋	街	該	鎧	骸	浬
193	馨	蛙	垣	柿	蛎	鈎	劃	嚇	各	廓
194	拡	撹	格	核	殻	獲	確	穫	覚	角
195	赫	較	郭	閣	隔	革	学	岳	楽	額
196	顎	掛	笠	樫	橿	梶	鰍	潟	割	喝
197	恰	括	活	渇	滑	葛	褐	轄	且	鰹

First Three Digits	Last Digit 0	1	2	3	4	5	6	7	8	9
198	叶	椛	樺	鞄	株	兜	竈	蒲	釜	鎌
199	噛	鴨	栢	茅	萱					
200		粥	刈	苅	瓦	乾	侃	冠	寒	刊
201	勘	勧	巻	喚	堪	姦	完	官	寛	干
202	幹	患	感	慣	憾	換	敢	柑	桓	棺
203	款	歓	汗	漢	潤	潅	環	甘	監	看
204	竿	管	簡	緩	缶	翰	肝	艦	莞	観
205	諫	貫	還	鑑	間	閑	関	陥	韓	館
206	舘	丸	含	岸	巌	玩	癌	眼	岩	翫
207	贋	雁	頑	顔	願					
					き					
207					企	伎	危	喜	器	
208	基	奇	嬉	寄	岐	希	幾	忌	揮	机
209	旗	既	期	棋	棄					
210		機	帰	毅	気	汽	畿	祈	季	稀
211	紀	徽	規	記	貴	起	軌	輝	飢	騎
212	鬼	亀	偽	儀	妓	宜	戲	技	擬	欺
213	犠	疑	祇	義	蟻	誼	議	掬	菊	鞠
214	吉	吃	喫	桔	橘	詰	砧	杵	黍	却
215	客	脚	虐	逆	丘	久	仇	休	及	吸
216	宮	弓	急	救	朽	求	汲	泣	灸	球
217	究	窮	笈	級	糾	給	旧	牛	去	居
218	巨	拒	拠	挙	渠	虚	許	距	鋸	漁
219	禦	魚	亨	享	京					
220		供	侠	僑	兇	競	共	凶	協	匡
221	卿	叫	喬	境	峡	強	彊	怯	恐	恭
222	挟	教	橋	況	狂	狭	矯	胸	脅	興
223	蕎	郷	鏡	響	饗	驚	仰	凝	尭	暁
224	業	局	曲	極	玉	桐	粁	僅	勤	均
225	巾	錦	斤	欣	欽	琴	禁	禽	筋	緊
226	芹	菌	衿	襟	謹	近	金	吟	銀	
					く					
226										九
227	倶	句	区	狗	玖	矩	苦	躯	駆	駈
228	駒	具	愚	虞	喰	空	偶	寓	遇	隅
229	串	櫛	釧	屑	屈					

First Three Digits	Last Digit 0	1	2	3	4	5	6	7	8	9
230		掘	窟	沓	靴	轡	窪	熊	隈	粂
231	栗	繰	桑	鍬	勲	君	薫	訓	群	軍
232	郡									
					け					
232		卦	袈	祁	係	傾	刑	兄	啓	圭
233	珪	型	契	形	径	恵	慶	慧	憩	掲
234	携	敬	景	桂	渓	畦	稽	系	経	継
235	繋	罫	茎	荊	蛍	計	詣	警	軽	頚
236	鶏	芸	迎	鯨	劇	戟	撃	激	隙	桁
237	傑	欠	決	潔	穴	結	血	訣	月	件
238	倹	倦	健	兼	券	剣	喧	圏	堅	嫌
239	建	憲	懸	拳	捲					
240		検	権	牽	犬	献	研	硯	絹	県
241	肩	見	謙	賢	軒	遣	鍵	険	顕	験
242	鹸	元	原	厳	幻	弦	減	源	玄	現
243	絃	舷	言	諺	限					
					こ					
243						乎	個	古	呼	固
244	姑	孤	己	庫	弧	戸	故	枯	湖	狐
245	糊	袴	股	胡	菰	虎	誇	跨	鈷	雇
246	顧	鼓	五	互	伍	午	呉	吾	娯	後
247	御	悟	梧	檎	瑚	碁	語	誤	護	醐
248	乞	鯉	交	佼	侯	候	倖	光	公	功
249	効	勾	厚	口	向					
250		后	喉	坑	垢	好	孔	孝	宏	工
251	巧	巷	幸	広	庚	康	弘	恒	慌	抗
252	拘	控	攻	昂	晃	更	杭	校	梗	構
253	江	洪	浩	港	溝	甲	皇	硬	稿	糠
254	紅	紘	絞	綱	耕	考	肯	肱	腔	膏
255	航	荒	行	衡	講	貢	購	郊	酵	鉱
256	砿	鋼	閤	降	項	香	高	鴻	剛	劫
257	号	合	壕	拷	濠	豪	轟	麹	克	刻
258	告	国	穀	酷	鵠	黒	獄	漉	腰	甑
259	忽	惚	骨	狛	込					
260		此	頃	今	困	坤	墾	婚	恨	懇
261	昏	昆	根	梱	混	痕	紺	艮	魂	

First Three Digits	Last Digit 0	1	2	3	4	5	6	7	8	9
					さ					
261										些
262	佐	叉	唆	嵯	左	差	査	沙	瑳	砂
263	詐	鎖	裟	坐	座	挫	債	催	再	最
264	哉	塞	妻	宰	彩	才	採	栽	歳	済
265	災	采	犀	砕	砦	祭	斎	細	菜	裁
266	載	際	剤	在	材	罪	財	冴	坂	阪
267	堺	榊	肴	咲	崎	埼	碕	鷺	作	削
268	咋	搾	昨	朔	柵	窄	策	索	錯	桜
269	鮭	笹	匙	冊	刷					
270		察	拶	撮	擦	札	殺	薩	雑	皐
271	鯖	捌	錆	鮫	皿	晒	三	傘	参	山
272	惨	撒	散	桟	燦	珊	産	算	纂	蚕
273	讃	賛	酸	餐	斬	暫	残			
					し					
273							仕	仔	伺	
274	使	刺	司	史	嗣	四	士	始	姉	姿
275	子	屍	市	師	志	思	指	支	孜	斯
276	施	旨	枝	止	死	氏	獅	祉	私	糸
277	紙	紫	肢	脂	至	視	詞	詩	試	誌
278	諮	資	賜	雌	飼	歯	事	似	侍	児
279	字	寺	慈	持	時					
280		次	滋	治	爾	璽	痔	磁	示	而
281	耳	自	蒔	辞	汐	鹿	式	識	鳴	竺
282	軸	宍	雫	七	叱	執	失	嫉	室	悉
283	湿	漆	疾	質	実	蔀	篠	偲	柴	芝
284	屢	蕊	縞	舎	写	射	捨	赦	斜	煮
285	社	紗	者	謝	車	遮	蛇	邪	借	勺
286	尺	杓	灼	爵	酌	釈	錫	若	寂	弱
287	惹	主	取	守	手	朱	殊	狩	珠	種
288	腫	趣	酒	首	儒	受	呪	寿	授	樹
289	綬	需	囚	収	周					
290		宗	就	州	修	愁	拾	洲	秀	秋
291	終	繍	習	臭	舟	蒐	衆	襲	讐	蹴
292	輯	週	酋	酬	集	醜	什	住	充	十
293	従	戎	柔	汁	渋	獣	縦	重	銃	叔

First Three Digits	Last Digit 0	1	2	3	4	5	6	7	8	9
294	夙	宿	淑	祝	縮	粛	塾	熟	出	術
295	述	俊	峻	春	瞬	竣	舜	駿	准	循
296	旬	楯	殉	淳	準	潤	盾	純	巡	遵
297	醇	順	処	初	所	暑	曙	渚	庶	緒
298	署	書	薯	藷	諸	助	叙	女	序	徐
299	恕	鋤	除	傷	償					
300		勝	匠	升	召	哨	商	唱	嘗	奨
301	妾	娼	宵	将	小	少	尚	庄	床	廠
302	彰	承	抄	招	掌	捷	昇	昌	昭	晶
303	松	梢	樟	樵	沼	消	渉	湘	焼	焦
304	照	症	省	硝	礁	祥	称	章	笑	粧
305	紹	肖	菖	蒋	焦	衝	裳	訟	証	詔
306	詳	象	賞	醤	鉦	鍾	鐘	障	鞘	上
307	丈	丞	乗	冗	剰	城	場	壌	嬢	常
308	情	擾	条	杖	浄	状	畳	穣	蒸	譲
309	醸	錠	嘱	埴	飾					
310		拭	植	殖	燭	織	職	色	触	食
311	蝕	辱	尻	伸	信	侵	唇	娠	寝	審
312	心	慎	振	新	晋	森	榛	浸	深	申
313	疹	真	神	秦	紳	臣	芯	薪	親	診
314	身	辛	進	針	震	人	仁	刃	塵	壬
315	尋	甚	尽	腎	訊	迅	陣	靭		
					す					
315									笥	諏
316	須	酢	図	厨	逗	吹	垂	帥	推	水
317	炊	睡	粋	翠	衰	遂	酔	錐	錘	随
318	瑞	髄	崇	嵩	数	枢	趨	雛	据	杉
319	椙	菅	頗	雀	裾					
320		澄	摺	寸						
					せ					
320				世	瀬	畝	是	凄	制	
321	勢	姓	征	性	成	政	整	星	晴	棲
322	栖	正	清	牲	生	盛	精	聖	声	製
323	西	誠	誓	請	逝	醒	青	静	斉	税
324	脆	隻	席	惜	戚	斥	昔	析	石	積
325	籍	績	脊	責	赤	跡	蹟	碩	切	拙

First Three Digits	Last Digit 0	1	2	3	4	5	6	7	8	9
326	接	摂	折	設	窃	節	説	雪	絶	舌
327	蝉	仙	先	千	占	宣	専	尖	川	戦
328	扇	撰	栓	栴	泉	浅	洗	染	潜	煎
329	煽	旋	穿	箭	線					
330		繊	羨	腺	舛	船	薦	詮	賤	践
331	選	遷	銭	銑	閃	鮮	前	善	漸	然
332	全	禅	繕	膳	糎					
	そ									
332					噌	塑	岨	措	曾	
333	曽	楚	狙	疏	疎	礎	祖	租	粗	素
334	組	蘇	訴	阻	遡	鼠	僧	創	双	叢
335	倉	喪	壮	奏	爽	宋	層	匝	惣	想
336	捜	掃	挿	掻	操	早	曹	巣	槍	槽
337	漕	燥	争	痩	相	窓	糟	総	綜	聡
338	草	荘	葬	蒼	藻	装	走	送	遭	鎗
339	霜	騒	像	増	憎					
340		臓	蔵	贈	造	促	側	則	即	息
341	捉	束	測	足	速	俗	属	賊	族	続
342	卒	袖	其	揃	存	孫	尊	損	村	遜
	た									
343	他	多	太	汰	詑	唾	堕	妥	惰	打
344	柁	舵	楕	陀	駄	騨	体	堆	対	耐
345	岱	帯	待	怠	態	戴	替	泰	滞	胎
346	腿	苔	袋	貸	退	逮	隊	黛	鯛	代
347	台	大	第	醍	題	鷹	滝	瀧	卓	啄
348	宅	托	択	拓	沢	濯	琢	託	鐸	濁
349	諾	茸	凧	蛸	只					
350		叩	但	達	辰	奪	脱	巽	竪	辿
351	棚	谷	狸	鱈	樽	誰	丹	単	嘆	坦
352	担	探	旦	歎	淡	湛	炭	短	端	箪
353	綻	耽	胆	蛋	誕	鍛	団	壇	弾	断
354	暖	檀	段	男	談					
	ち									
354					値	知	地	弛	恥	
355	智	池	痴	稚	置	致	蜘	遅	馳	築
356	畜	竹	筑	蓄	逐	秩	窒	茶	嫡	着

First Three Digits	Last Digit 0	1	2	3	4	5	6	7	8	9
357	中	仲	宙	忠	抽	昼	柱	注	虫	衷
358	註	酎	鋳	駐	樗	瀦	猪	苧	著	貯
359	丁	兆	凋	喋	寵					
360		帖	帳	庁	弔	張	彫	徴	懲	挑
361	暢	朝	潮	牒	町	眺	聴	脹	腸	蝶
362	調	諜	超	跳	銚	長	頂	鳥	勅	捗
363	直	朕	沈	珍	賃	鎮	陳			
	つ									
363								津	墜	椎
364	槌	追	鎚	痛	通	塚	栂	掴	槻	佃
365	漬	柘	辻	蔦	綴	鍔	椿	潰	坪	壺
366	嬬	紬	爪	吊	釣	鶴				
	て									
366							亭	低	停	偵
367	剃	貞	呈	堤	定	帝	底	庭	廷	弟
368	悌	抵	挺	提	梯	汀	碇	禎	程	締
369	艇	訂	諦	蹄	逓					
370		邸	鄭	釘	鼎	泥	摘	擢	敵	滴
371	的	笛	適	鏑	溺	哲	徹	撤	轍	迭
372	鉄	典	填	天	展	店	添	纏	甜	貼
373	転	顛	点	伝	殿	澱	田	電		
	と									
373								兎	吐	
374	堵	塗	妬	屠	徒	斗	杜	渡	登	菟
375	賭	途	都	鍍	砥	砺	努	度	土	奴
376	怒	倒	党	冬	凍	刀	唐	塔	塘	套
377	宕	島	嶋	悼	投	搭	東	桃	梼	棟
378	盗	淘	湯	涛	灯	燈	当	痘	祷	等
379	答	筒	糖	統	到					
380		董	蕩	藤	討	謄	豆	踏	逃	透
381	鐙	陶	頭	騰	闘	働	動	同	堂	導
382	憧	撞	洞	瞳	童	胴	萄	道	銅	峠
383	鴇	匿	得	徳	涜	特	督	禿	篤	毒
384	独	読	栃	橡	凸	突	椴	届	鳶	苫
385	寅	酉	瀞	噸	屯	惇	敦	沌	豚	遁
386	頓	呑	曇	鈍						

First Three Digits	Last Digit 0	1	2	3	4	5	6	7	8	9
	な									
386				奈	那	内	乍	凪	薙	
387	謎	灘	捺	鍋	楢	馴	縄	畷	南	楠
388	軟	難	汝							
	に									
388			二	尼	弐	迩	匂	賑	肉	
389	虹	廿	日	乳	入					
390		如	尿	韮	任	妊	忍	認		
	ぬ～の									
390								濡	禰	
391	祢	寧	葱	猫	熱	年	念	捻	撚	燃
392	粘	乃	廼	之	埜	嚢	悩	濃	納	能
393	脳	膿	農	覗	蚤					
	は									
393				巴	把	播	覇	杷		
394	波	派	琶	破	婆	罵	芭	馬	俳	廃
395	拝	排	敗	杯	盃	牌	背	肺	輩	配
396	倍	培	媒	梅	楳	煤	狽	買	売	賠
397	陪	這	蝿	秤	矧	萩	伯	剥	博	拍
398	柏	泊	白	箔	粕	舶	薄	迫	曝	漠
399	爆	縛	莫	駁	麦					
400		函	箱	硲	箸	肇	筈	櫨	幡	肌
401	畑	畠	八	鉢	溌	発	醗	髪	伐	罰
402	抜	筏	閥	鳩	噺	塙	蛤	隼	伴	判
403	半	反	叛	帆	搬	斑	板	氾	汎	版
404	犯	班	畔	繁	般	藩	販	範	釆	煩
405	頒	飯	挽	晩	番	盤	磐	蕃	蛮	
	ひ									
405									匪	
406	卑	否	妃	庇	彼	悲	扉	批	披	斐
407	比	泌	疲	皮	碑	秘	緋	罷	肥	被
408	誹	費	避	非	飛	樋	簸	備	尾	微
409	枇	毘	琵	眉	美					
410		鼻	柊	稗	匹	疋	髭	彦	膝	菱
411	肘	弼	必	畢	筆	逼	桧	姫	媛	紐
412	百	謬	俵	彪	標	氷	漂	瓢	票	表

First Three Digits	Last Digit 0	1	2	3	4	5	6	7	8	9
413	評	豹	廟	描	病	秒	苗	錨	鋲	蒜
414	蛭	鰭	品	彬	斌	浜	瀕	貧	賓	頻
415	敏	瓶								
	ふ									
415		不	付	埠	夫	婦	富	冨	布	
416	府	怖	扶	敷	斧	普	浮	父	符	腐
417	膚	芙	譜	負	賦	赴	阜	附	侮	撫
418	武	舞	葡	蕪	部	封	楓	風	葺	蕗
419	伏	副	復	幅	服					
420		福	腹	複	覆	淵	弗	払	沸	仏
421	物	鮒	分	吻	噴	墳	憤	扮	焚	奮
422	粉	糞	紛	雰	文	聞				
	へ									
422							丙	併	兵	塀
423	幣	平	弊	柄	並	蔽	閉	陛	米	頁
424	僻	壁	癖	碧	別	瞥	蔑	箆	偏	変
425	片	篇	編	辺	返	遍	便	勉	娩	弁
426	鞭									
	ほ									
426		保	舗	鋪	圃	捕	歩	甫	補	輔
427	穂	募	墓	慕	戊	暮	母	簿	菩	倣
428	俸	包	呆	報	奉	宝	峰	峯	崩	庖
429	抱	捧	放	方	朋					
430		法	泡	烹	砲	縫	胞	芳	萌	蓬
431	蜂	褒	訪	豊	邦	鋒	飽	鳳	鵬	乏
432	亡	傍	剖	坊	妨	帽	忘	忙	房	暴
433	望	某	棒	冒	紡	肪	膨	謀	貌	貿
434	鉾	防	吠	頬	北	僕	卜	墨	撲	朴
435	牧	睦	穆	釦	勃	没	殆	堀	幌	奔
436	本	翻	凡	盆						
	ま									
436				摩	磨	魔	麻	埋	妹	
437	昧	枚	毎	哩	槙	幕	膜	枕	鮪	柾
438	鱒	桝	亦	俣	又	抹	末	沫	迄	侭
439	繭	麿	万	慢	満					
440		漫	蔓							

First Three Digits	Last Digit 0	1	2	3	4	5	6	7	8	9
	み									
440				味	未	魅	巳	箕	岬	密
441	蜜	湊	蓑	稔	脈	妙	粍	民	眠	
	む									
441										務
442	夢	無	牟	矛	霧	鵡	椋	婿	娘	
	め									
442										冥
443	名	命	明	盟	迷	銘	鳴	姪	牝	滅
444	免	棉	綿	緬	面	麺				
	も									
444					摸	模	茂	妄		
445	孟	毛	猛	盲	網	耗	蒙	儲	木	黙
446	目	杢	勿	餅	尤	戻	籾	貰	問	悶
447	紋	門	匁							
	や									
447				也	冶	夜	爺	耶	野	弥
448	矢	厄	役	約	薬	訳	躍	靖	柳	薮
449	鑓									
	ゆ									
449		愉	愈	油	癒					
450		諭	輸	唯	佑	優	勇	友	宥	幽
451	悠	憂	揖	有	柚	湧	涌	猶	猷	由
452	祐	裕	誘	遊	邑	郵	雄	融	夕	
	よ									
452										予
453	余	与	誉	輿	預	傭	幼	妖	容	庸
454	揚	揺	擁	曜	楊	様	洋	溶	熔	用
455	窯	羊	耀	葉	蓉	要	謡	踊	遥	陽
456	養	慾	抑	欲	沃	浴	翌	翼	淀	
	ら									
456										羅
457	螺	裸	来	莱	頼	雷	洛	絡	落	酪
458	乱	卵	嵐	欄	濫	藍	蘭	覧		
	り									
458										利	吏

First Three Digits	Last Digit 0	1	2	3	4	5	6	7	8	9
459	履	李	梨	理	璃					
460		痢	裏	裡	里	離	陸	律	率	立
461	葎	掠	略	劉	流	溜	琉	留	硫	粒
462	隆	竜	龍	侶	慮	旅	虜	了	亮	僚
463	両	凌	寮	料	梁	涼	猟	療	瞭	稜
464	糧	良	諒	遼	量	陵	領	力	緑	倫
465	厘	林	淋	燐	琳	臨	輪	隣	鱗	麟
	る～れ									
466	瑠	塁	涙	累	類	令	伶	例	冷	励
467	嶺	怜	玲	礼	苓	鈴	隷	零	霊	麗
468	齢	暦	歴	列	劣	烈	裂	廉	恋	憐
469	漣	煉	簾	練	聯					
470		蓮	連	錬						
	ろ									
470				呂	魯	櫓	炉	賂	路	
471	露	労	婁	廊	弄	朗	楼	榔	浪	漏
472	牢	狼	篭	老	聾	蝋	郎	六	麓	禄
473	肋	録	論							
	わ									
473				倭	和	話	歪	賄	脇	惑
474	枠	鷲	亙	亘	鰐	詫	藁	蕨	椀	湾
475	碗	腕								
476										
477										
478										
479										
480			弐	丐	丕	个	丱	丶	丼	丿
481	乖	乘	亂	亅	豫	亭	舒	弐	于	亞
482	亟	亠	亢	亰	亳	亶	从	仍	仄	仆
483	仂	仗	仞	仭	仟	价	伉	佚	估	佛
484	佝	佗	佇	佶	侈	侏	侘	佻	佩	佰
485	侑	佯	來	侖	儘	俔	俟	俎	俘	俛
486	俑	俚	俐	俤	俥	倚	倨	倔	倪	倥
487	倅	伜	俶	倡	倩	倬	俾	俯	們	倆
488	偃	假	會	偕	偐	偈	做	偖	偬	偸
489	傀	傚	傳	僵	傷					

First Three Digits	Last Digit 0	1	2	3	4	5	6	7	8	9
490		僉	僊	傳	僂	僖	僞	僥	僭	僭
491	僅	僵	僵	僉	僞	僞	儘	儕	儔	儚
492	儡	儺	儷	儼	儻	儿	兀	兒	兌	兔
493	兢	競	兩	兪	兮	冀	冂	囘	册	冉
494	冏	冑	冓	冕	冖	冤	冦	冢	冩	冪
495	冫	决	冱	冲	冰	况	冽	凅	凉	凛
496	几	處	凩	凭	凰	凵	函	刃	刋	刔
497	刎	刧	刪	刮	刳	刹	剏	剄	剋	剌
498	剞	剔	剪	剴	剩	剳	剿	剽	劍	劔
499	劒	剱	劈	劑	辨					
500		辨	劬	劭	劼	劵	勁	勍	勗	勞
501	勤	勦	飭	勠	勳	勵	勸	勹	匆	匈
502	甸	匍	匐	匏	匕	匚	匣	匯	匱	匳
503	匸	區	卆	卅	丗	卉	卍	凖	卞	卩
504	卮	夘	卻	卷	厂	厖	厠	厦	厥	厮
505	厰	厶	參	簒	雙	叟	曼	燮	叮	叨
506	叭	叶	吁	吓	呀	听	吭	吼	吮	吶
507	吩	吝	呎	咏	呵	咎	呟	呱	呷	呰
508	咒	呻	咀	呪	咄	咐	咆	哇	咢	咸
509	咥	咬	哄	哈	咨					
510		咫	哂	咤	咾	咼	哘	哥	哦	唏
511	唔	哽	哮	哭	哺	哢	唹	啀	啣	啌
512	售	啜	啅	啖	啗	唸	唳	啝	喙	喀
513	咯	喊	喟	啻	啾	喘	喞	單	啼	喃
514	喻	喇	喨	嗚	嗅	嗟	嗄	嗜	嗤	嗔
515	嘔	嗷	噴	嘘	嘶	嘛	嘯	噓	噫	噤
516	嘴	嘶	嘲	嘸	噫	噤	嘯	噬	噪	嚆
517	噂	噁	噛	噓	嚔	囂	嚊	嚴	囂	囂
518	囁	囁	囀	囀	囈	囊	囎	囑	囓	口	囮
519	囹	圀	囿	圄	圉	圍				
520		圈	國	圍	圓	團	圖	嗇	圜	圦
521	圷	圸	坎	圻	址	坏	坩	埀	垈	坡
522	坿	垉	垓	垠	垳	垤	垪	垰	埃	埆
523	埔	埒	埓	堊	埖	埣	堋	堙	堝	塲
524	堡	塢	塋	塰	毀	塒	堽	塹	墅	墹
525	墟	墫	墺	壞	墻	墸	墮	壓	壑	

First Three Digits	Last Digit 0	1	2	3	4	5	6	7	8	9
526	壘	壙	壘	壓	壜	壤	壟	壯	壺	壹
527	壻	壽	壽	夊	夂	夐	夛	梦	夥	夬
528	夭	夲	夸	夾	竒	奕	奐	奎	奚	奘
529	奢	奠	奧	奬	奩					
530		奸	妁	妝	佞	侫	妣	妲	姆	姨
531	姜	妍	姙	姚	娥	娟	娑	娜	娉	娚
532	婀	婬	婉	娵	娶	婢	婪	媚	媼	媾
533	嫋	嫂	媽	嫣	嫗	嫦	嫩	嫖	嫺	嫻
534	嬌	嬋	嬖	嬲	嫐	嬪	嬶	嬾	孃	孅
535	孺	孑	孕	孚	孛	孥	孩	孰	孳	孵
536	學	斈	孺	宀	它	宦	宸	寃	寇	寇
537	是	寐	寤	實	寢	寞	寥	寫	寰	寶
538	寳	尅	將	專	對	尓	尠	尤	尨	尸
539	尹	屁	屆	屎	屓					
540		屐	屏	孱	屬	屮	乢	屶	屹	岌
541	岑	岔	妛	岫	岻	岼	岷	峅	峇	峙
542	峩	峽	峺	峠	嶌	峪	崋	崕	崗	嵜
543	崟	崛	崑	崔	崢	崚	崙	崘	嵌	嵒
544	嵩	嵬	嵳	嶇	嶄	嶂	嶢	嶝	嶬	嶮
545	嶽	嶐	嶷	嶼	嶺	嶽	巒	巖	巛	巫
546	己	巵	帋	帚	帙	帑	帛	帶	帷	幄
547	幃	幀	幎	幗	幻	并	幺	麼	广	庠
548	廁	廂	廈	廐	廏	廖	廣	廝	廚	廛
549	廢	廡	廨	廩	廬	廳	廴	廸	廾	弃
550	弉	彝	彜	弋	弑	弖	弘	弼	彌	彌
551	彑	彖	彗	彙	彡	彭	彳	彷	徃	徂
552	彼	徑	徇	從	徒	徘	徙	得	徨	徭
553	徼	恁	恠	恥	恍	恢	恬	悅	悛	悩
554	悴	悌	悖	悗	悚	悛	悲	悶	悸	悼
555	悼	悽	情	惓	悼	惘	惇	惆	惟	惟
556	惠	惡	惣	惺	惱	惺	愎	惶	惷	愆
557	惺	愉	愕	愆	惶	愧	愚	愛	愁	愈
558	愆	愷	愰	愧	愚	愁	愼	愿	慂	慇
559	慈	慊	慍	慂	慄	慳	慷	慘	慙	慚
560	慚	慟	慟	慢	慣	慣	慣	慣	慣	慣
561	慣	慣	慣	慣	慣	慣	慣	慣	慣	慣

First Three Digits	Last Digit 0	1	2	3	4	5	6	7	8	9
562	愆	惶	惷	愀	惴	惺	愃	愡	惻	惱
563	愍	愎	慇	愾	愨	愧	慊	愿	愼	愬
564	愴	愽	慂	慘	慙	慷	慘	慙	慚	慫
565	慴	慯	慥	慱	慟	慝	慓	慵	憙	憖
566	憇	憬	憔	憚	憊	憑	憫	憮	懌	懊
567	應	懷	懈	懃	懆	憺	懋	罹	懷	懦
568	懣	懶	懺	懴	懿	懽	懼	懾	戀	戈
569	戊	戍	戌	戔	戛					
570		戞	戡	截	戮	戰	戲	戳	扁	扎
571	扞	扣	扛	扠	扨	扼	抗	抉	抹	抒
572	抓	抖	拔	抄	抔	抗	抬	抑	抻	拿
573	拆	擔	拈	拜	拌	拊	拂	拇	拋	拉
574	挧	拮	拱	挧	挂	挈	拯	拵	捧	挾
575	捍	搜	捏	掖	掎	掀	掫	捶	掣	掏
576	掉	掟	掵	捫	摒	揆	揀	揆	掙	揣
577	揉	插	揷	揄	搖	搴	搆	搓	搦	搶
578	攝	搗	搨	搏	摧	摯	搏	摎	擄	撕
579	撓	撥	撩	撈	撼					
580		據	擒	擅	擇	撻	擘	擂	擱	擧
581	舉	擠	擡	抬	擣	擯	攬	攤	攘	攖
582	攤	攀	攀	攘	攜	攢	攤	攀	攫	攴
583	攵	攷	收	攸	畋	效	敖	敕	敍	敘
584	敞	敝	敲	數	斂	斃	變	斛	斟	斫
585	斷	旃	旆	旁	旄	旌	旋	旗	旊	旛
586	旡	旱	杲	昊	昃	旻	杳	昵	昶	昴
587	昏	曷	晄	晉	晁	晞	晝	晤	晧	晨
588	晟	晢	晰	暃	暈	暎	暉	暄	暘	暝
589	曖		暹	曉	暾	暼				
590		曄	暸	曖	曚	曠	昿	曦	曩	曰
591	曳	曷	朏	朐	朞	朦	朧	霸	朮	朱
592	朶	杁	朸	朷	杆	杞	杠	杙	杣	杤
593	枉	杰	枩	杼	杪	枌	枋	枷	栁	枅
594	柳	柯	枴	柬	枳	柩	枸	柤	柞	柝
595	柘	柮	柢	柎	柤	柧	檜	栞	框	栩
596	桀	桍	栲	桎	梳	栫	桙	档	桷	桿
597	梟	梏	梭	梔	條	梛	梃	檮	栎	桴

First Three Digits	Last Digit 0	1	2	3	4	5	6	7	8	9
598	梵	梠	梺	椏	梍	桾	椁	棡	椈	棘
599	椢	椦	棡	椌	棍					
600		棔	棧	棕	椶	椒	椄	棗	棣	椥
601	棹	棠	棯	椨	椪	椚	椣	椡	棧	楯
602	楷	楜	楸	楫	楔	楾	楮	椹	楴	椽
603	楙	椰	楡	楞	楝	榁	楪	榲	榮	槐
604	榿	槁	槓	榾	槎	寨	槊	槝	榻	槃
605	榧	樮	榑	榠	榜	榕	槿	樂	樗	樑
606	樃	槿	權	樺	槲	槃	樅	榱	樞	槭
607	樔	槫	樊	樒	櫁	樣	樓	橦	橱	槿
608	檄	檃	檗	橢	橙	橦	橈	樸	樢	檐
609	檍	檠	檄	檢	檣					
610		檗	蘖	檻	櫃	櫂	檸	檳	欅	櫞
611	櫡	檬	櫟	櫚	櫪	櫻	欅	蘖	櫺	欒
612	欖	鬱	欟	欸	欷	盜	欹	飲	歇	歐
613	歟	歐	歙	歟	歡	歟	歡	歸	歹	殁
614	殀	殄	殃	殘	殆	殞	殤	殪	殫	殫
615	殯	殲	殲	殳	殷	殼	毆	毋	毓	毫
616	毬	毫	毳	毯	麾	氈	氏	氏	氣	氮
617	氣	汞	汕	汪	沂	沉	沔	沁	沁	沛
618	汾	汨	汳	沒	沐	泄	決	泓	沽	泗
619	泅	泝	沮	沱	沾					
620		沛	泛	泯	泙	泪	洩	衍	洶	洫
621	洽	洸	洙	洵	洳	洒	洌	浣	涓	浤
622	浚	浹	浙	涎	涕	濤	涅	淹	渕	渊
623	涵	淇	淦	涸	淆	淬	淞	淌	淨	淒
624	淅	淺	淙	淤	淫	淪	淪	淮	渭	湮
625	渙	湲	湟	渾	渣	湫	渫	湶	渕	渟
626	湃	渺	湎	渤	滿	渝	游	溂	溪	溘
627	滉	溷	滓	溽	溯	滄	溲	滔	滕	溏
628	溥	滂	溟	潁	漑	灌	滬	滸	滾	漿
629	滲	漱	滯	漲	滌					
630		漾	漓	滷	澆	潺	潸	澁	澀	潯
631	潛	潛	潭	潯	潘	澎	潟	澹	澤	澆
632	澳	澣	澡	澤	澹	濆	澤	濟	濕	濱
633	濺	濟	濱	濮	濮	盪	瀅	瀟	瀨	瀆

First Three Digits	Last Digit 0	1	2	3	4	5	6	7	8	9
634	瀏	瀘	瀛	瀚	瀟	瀝	瀘	瀟	瀲	瀾
635	瀛	灑	灣	炙	炒	炯	烱	炬	炸	炳
636	炮	烟	烋	烝	烙	焉	烽	焜	焙	煥
637	熙	煕	煦	煢	煌	煖	煬	熏	燻	熄
638	熄	熨	熬	燗	熹	熾	燒	燉	燔	燎
639	燠	燬	燧	燵	燼					
640		燹	燿	爍	爐	爛	爨	爭	爬	爰
641	爲	爻	爼	爿	牀	牆	牋	牘	牴	牾
642	犂	犁	犇	犒	犖	犢	犧	犹	犲	狃
643	狆	狄	狎	狒	狢	狠	狡	狹	狷	倏
644	猗	猊	猜	猖	猝	猴	猯	猩	猥	猾
645	獎	獏	默	獗	獪	獨	獰	獸	獵	獻
646	獺	珈	玳	珎	玻	珀	珥	珮	珞	璉
647	琅	瑯	琥	珞	琲	琺	瑕	琿	瑟	瑙
648	瑁	瑜	瑩	瑰	瑣	瑪	瑶	瑾	璋	璞
649	璧	瓊	瓏	瓔	珏					
650		瓠	瓣	疋	瓶	瓮	甁	甌	瓩	甁
651	瓷	甄	甃	瓆	甄	甎	甕	甕	甓	甞
652	甦	甬	甲	畄	畊	畔	畝	畛	畝	畚
653	畩	時	畧	畫	畭	畸	當	疆	疇	畴
654	疊	疊	疊	疔	疚	疝	疥	疣	痂	疳
655	痃	疵	疽	疸	疼	疱	痍	痊	痒	痙
656	痣	痞	痾	痿	痼	瘁	痰	痺	痲	痳
657	瘋	瘍	瘉	瘟	瘧	瘠	瘡	瘢	瘤	瘴
658	瘻	瘻	癇	癈	癆	癇	癘	癡	癢	癨
659	癩	癪	癧	癬	癲					
660		癲	癶	癸	發	皀	皃	皈	皋	皎
661	皖	皓	皙	皚	皰	皺	皺	皹	皺	盂
662	盍	盖	盒	盞	盡	盥	盧	盪	蘆	盼
663	眈	眇	眄	眩	眤	眞	眥	眦	睦	睛
664	睥	睇	睚	睨	睛	睛	睥	睿	睾	睹
665	瞎	瞋	瞑	瞠	瞞	瞰	瞋	瞹	瞿	瞼
666	瞽	瞻	矇	矍	矗	矚	矜	矣	矮	矼
667	砌	砒	礦	砠	礪	砧	硼	硅	碎	硫
668	碚	碌	碣	碵	碪	碯	磑	磧	磎	磔
669	碾	碼	磅	磊	磬					

First Three Digits	Last Digit 0	1	2	3	4	5	6	7	8	9
670		磧	磚	磽	磴	礇	礒	礑	礙	礬
671	礫	祀	祠	祇	祟	祚	祕	祓	祺	祿
672	禊	禝	禧	齋	禪	禮	禳	禹	禺	秉
673	秕	秘	秥	秕	稈	稍	稘	稙	稙	稠
674	稟	禀	稱	稻	稟	稷	穃	穗	穉	穡
675	穢	穩	龝	穰	穹	穽	窈	窗	窕	窘
676	窖	窩	竈	窰	窶	竄	窿	邃	竇	竇
677	竊	竝	竏	竚	竝	竚	竝	竏	竢	竦
678	竦	竭	竰	笂	笏	笊	笆	笳	笘	笙
679	笞	笵	笨	笶	筐					
680		筐	筘	笥	笠	筍	筍	筌	筅	筵
681	筧	箋	箋	箝	箋	箏	箏	箙	篋	篁
682	篌	篝	篝	篩	篝	篝	篦	篁	篌	篌
683	篥	篆	篝	篩	篝	篝	篦	篥	籠	簀
684	篠	篝	篝	篥	篥	篝	篤	簀	簪	簪
685	簟	簷	簫	簽	籌	籃	籔	簇	籀	籐
686	籘	籟	籤	籤	籠	籬	籬	粁	粃	粐
687	粭	粢	粫	粡	粨	粳	粲	粱	粮	粹
688	粽	糀	糅	糂	糘	糒	糜	糢	鬻	糯
689	糲	糴	糶	糺	紆					
690		紆	紜	紕	紊	絅	紐	紮	紲	紿
691	紵	絆	絳	絖	絎	絲	絨	絮	絏	絣
692	經	綟	條	綏	絕	綛	綜	綽	綮	綣
693	綺	綽	綫	總	綢	綯	緜	綸	綟	綰
694	緘	緝	緤	緞	緻	緲	緡	縅	緘	縊
695	縣	縊	縱	縛	縫	縫	縢	繆	繩	縻
696	縵	縹	繃	縷	縲	縷	繾	縷	繡	繞
697	繙	繚	繹	繪	繩	繼	繻	續	緒	續
698	辮	纔	纏	續	續	纏	纏	纓	纔	纖
699	纖	纛	纜	缸	缺					
700		罅	罌	罍	罐	罐	罔	罕	罔	罘
701	罟	罠	罨	罩	罧	罰	罷	罷	罩	羈
702	羇	羌	羔	羞	羝	羚	羣	羯	羲	羹
703	羹	羶	羸	譱	翅	翌	翔	翕	翕	翡
704	翦	翩	翳	翹	飜	耆	耄	耋	耒	耘
705	耙	耜	耡	耨	耿	耻	聊	聆	聒	聘

First Three Digits	Last Digit 0	1	2	3	4	5	6	7	8	9
706	聚	賀	瑕	聯	聳	聲	聰	聶	聹	聽
707	聿	肄	肆	肅	肛	肓	肚	肭	冑	肋
708	胛	胥	胙	胝	胄	胚	胖	脉	胯	胱
709	脛	脩	脣	脯	腋					
710		隋	腆	脾	腓	腑	胼	腱	腮	腥
711	腦	腴	膃	膈	膊	膀	膏	膠	膕	膣
712	膣	膛	腸	膩	膰	膵	膾	膸	膽	臀
713	臂	膺	臉	臍	臑	臙	臘	臈	臚	臟
714	臠	臧	臺	臻	與	舁	舂	舅	與	舊
715	舍	舐	舖	舩	舫	舸	舳	艀	艙	艘
716	艝	艚	艟	艤	艢	艨	艪	艫	舮	艱
717	艷	艸	艾	芍	芒	芫	芟	芻	芬	苡
718	苣	苟	苒	苴	苳	苺	莓	范	苻	苹
719	苞	茆	苜	茉	苙					
720		茵	茴	茹	荐	荅	荀	茱	荀	荐
721	茯	茫	茗	茘	莅	莚	莪	莟	莢	莖
722	茣	莎	莇	莊	荼	莵	荳	荵	莠	莉
723	莨	菴	萓	菫	菽	萃	菘	萋	菁	菷
724	萬	萇	菠	菲	萍	蒲	萼	蒙	蒼	虞
725	蜀	蛻	蝨	蝕	蜆	蛾	蚤	蛔	蛞	蛩
726	蛬	蟲	蛟	蛣	蝴	蝠	蝙	蝨	蝣	蝦
727	蝿	蠅	螂	蟯	蟆	蠣	蟬	蟹	蠑	蠖
728	蟇	蟄	蟠	蠢	蛭	蝨	蝮	蝴	蝗	蝶
729	蜜	蛹	伏	蜂	蜻	蛸	金	播	蝕	貫
730		喬	蟋	蟆	虱	馬	蟲	蟻	蟈	蛙
731	虧	虹	蜺	蚊	蚓	蝨	蝶	蝿	蝠	蝕
732	蝙	蝨	蝣	蝨	蚤	蚋	蛆	蛇	蚯	蚓
733	蛄	蛆	蚋	蔚	虻	蝨	蟈	蛙	虻	蝨
734	蝮	蛆	蝶	蝨	蟹	行	衒	街	袁	衰
735	衾	衲	袈	裟	衷	衽	袞	袋	衾	袴
736	袵	衣	裁	裝	裝	裝	裝	裝	裝	裝
737	裝	裝	裝	裝	裝	裝	裝	裝	裝	裝
738	裝	裝	裝	裝	裝	裝	裝	裝	裝	裝
739	裝	裝	裝	裝	裝	裝	裝	裝	裝	裝
740	裝	裝	裝	裝	裝	裝	裝	裝	裝	裝
741	裝	裝	裝	裝	裝	裝	裝	裝	裝	裝

First Three Digits	Last Digit 0	1	2	3	4	5	6	7	8	9
742	裝	裝	裝	裝	裝	裝	裝	裝	裝	裝
743	裝	裝	裝	裝	裝	裝	裝	裝	裝	裝
744	裝	裝	裝	裝	裝	裝	裝	裝	裝	裝
745	裝	裝	裝	裝	裝	裝	裝	裝	裝	裝
746	裝	裝	裝	裝	裝	裝	裝	裝	裝	裝
747	裝	裝	裝	裝	裝	裝	裝	裝	裝	裝
748	裝	裝	裝	裝	裝	裝	裝	裝	裝	裝
749	裝	裝	裝	裝	裝	裝	裝	裝	裝	裝
750		襦	襤	襪	襪	襪	襪	襪	襪	襪
751	襪	襪	襪	襪	襪	襪	襪	襪	襪	襪
752	襪	襪	襪	襪	襪	襪	襪	襪	襪	襪
753	襪	襪	襪	襪	襪	襪	襪	襪	襪	襪
754	襪	襪	襪	襪	襪	襪	襪	襪	襪	襪
755	襪	襪	襪	襪	襪	襪	襪	襪	襪	襪
756	襪	襪	襪	襪	襪	襪	襪	襪	襪	襪
757	襪	襪	襪	襪	襪	襪	襪	襪	襪	襪
758	襪	襪	襪	襪	襪	襪	襪	襪	襪	襪
759	襪	襪	襪	襪	襪	襪	襪	襪	襪	襪
760		襪	襪	襪	襪	襪	襪	襪	襪	襪
761	襪	襪	襪	襪	襪	襪	襪	襪	襪	襪
762	襪	襪	襪	襪	襪	襪	襪	襪	襪	襪
763	襪	襪	襪	襪	襪	襪	襪	襪	襪	襪
764	襪	襪	襪	襪	襪	襪	襪	襪	襪	襪
765	襪	襪	襪	襪	襪	襪	襪	襪	襪	襪
766	襪	襪	襪	襪	襪	襪	襪	襪	襪	襪
767	襪	襪	襪	襪	襪	襪	襪	襪	襪	襪
768	襪	襪	襪	襪	襪	襪	襪	襪	襪	襪
769	襪	襪	襪	襪	襪	襪	襪	襪	襪	襪
770		襪	襪	襪	襪	襪	襪	襪	襪	襪
771	襪	襪	襪	襪	襪	襪	襪	襪	襪	襪
772	襪	襪	襪	襪	襪	襪	襪	襪	襪	襪
773	襪	襪	襪	襪	襪	襪	襪	襪	襪	襪
774	襪	襪	襪	襪	襪	襪	襪	襪	襪	襪
775	襪	襪	襪	襪	襪	襪	襪	襪	襪	襪
776	襪	襪	襪	襪	襪	襪	襪	襪	襪	襪
777	襪	襪	襪	襪	襪	襪	襪	襪	襪	襪

First Three Digits	Last Digit 0	1	2	3	4	5	6	7	8	9
778	襪	襪	襪	襪	襪	襪	襪	襪	襪	襪
779	襪	襪	襪	襪	襪	襪	襪	襪	襪	襪
780	襪	襪	襪	襪	襪	襪	襪	襪	襪	襪
781	襪	襪	襪	襪	襪	襪	襪	襪	襪	襪
782	襪	襪	襪	襪	襪	襪	襪	襪	襪	襪
783	襪	襪	襪	襪	襪	襪	襪	襪	襪	襪
784	襪	襪	襪	襪	襪	襪	襪	襪	襪	襪
785	襪	襪	襪	襪	襪	襪	襪	襪	襪	襪
786	襪	襪	襪	襪	襪	襪	襪	襪	襪	襪
787	襪	襪	襪	襪	襪	襪	襪	襪	襪	襪
788	襪	襪	襪	襪	襪	襪	襪	襪	襪	襪
789	襪	襪	襪	襪	襪	襪	襪	襪	襪	襪
790		錙	錢	錚	錣	錫	鉈	鉞	鍜	鍠
791	鍮	鍮	鍖	鎰	鎬	鎭	鎔	鋏	鏖	鏗
792	鏨	鏥	鏘	鏃	鏝	鏤	鏈	鏤	鎧	鐔
793	鐓	鐃	鐔	鐐	鐶	鐫	鐵	鐵	鐺	鑁
794	鑒	鑄	鑛	鑠	鑢	鑞	鑪	鈩	鑰	鑵
795	鑷	鑽	鑚	鑼	鑾	钁	鑿	門	閂	閊
796	閔	閖	閘	閙	閨	閏	閧	閭	閼	閻
797	閹	閾	闋	濶	闃	闍	闌	闕	闕	闖
798	關	闡	闥	闢	阡	阨	阮	阯	陂	陌
799	陏	陋	陷	陜	陞					
800		陝	陟	陦	陲	陬	隍	隘	隕	隗
801	險	隧	隱	隲	隰	隴	隶	隸	隹	雎
802	雋	雉	雍	襍	雜	霍	雕	雹	霄	霆
803	霈	霓	霎	霑	霏	霖	霙	霤	霪	霹
804	靂	靈	靄	靉	靜	靨	靈	靈	靈	靈
805	靈	靈	靈	靈	靈	靈	靈	靈	靈	靈
806	靈	靈	靈	靈	靈	靈	靈	靈	靈	靈
807	靈	靈	靈	靈	靈	靈	靈	靈	靈	靈
808	靈	靈	靈	靈	靈	靈	靈	靈	靈	靈
809	靈	靈	靈	靈	靈	靈	靈	靈	靈	靈
810		靈	靈	靈	靈	靈	靈	靈	靈	靈
811	靈	靈	靈	靈	靈	靈	靈	靈	靈	靈
812	靈	靈	靈	靈	靈	靈	靈	靈	靈	靈
813	靈	靈	靈	靈	靈	靈	靈	靈	靈	靈

First Three Digits	Last Digit 0	1	2	3	4	5	6	7	8	9
814	靈	靈	靈	靈	靈	靈	靈	靈	靈	靈
815	靈	靈	靈	靈	靈	靈	靈	靈	靈	靈
816	靈	靈	靈	靈	靈	靈	靈	靈	靈	靈
817	靈	靈	靈	靈	靈	靈	靈	靈	靈	靈
818	靈	靈	靈	靈	靈	靈	靈	靈	靈	靈
819	靈	靈	靈	靈	靈					
820		靈	靈	靈	靈	靈	靈	靈	靈	靈
821	靈	靈	靈	靈	靈	靈	靈	靈	靈	靈
822	靈	靈	靈	靈	靈	靈	靈	靈	靈	靈
823	靈	靈	靈	靈	靈	靈	靈	靈	靈	靈
824	靈	靈	靈	靈	靈	靈	靈	靈	靈	靈
825	靈	靈	靈	靈	靈	靈	靈	靈	靈	靈
826	靈	靈	靈	靈	靈	靈	靈	靈	靈	靈
827	靈	靈	靈	靈	靈	靈	靈	靈	靈	靈
828	靈	靈	靈	靈	靈	靈	靈	靈	靈	靈
829	靈	靈	靈	靈	靈	靈	靈	靈	靈	靈
830		靈	靈	靈	靈	靈	靈	靈	靈	靈
831	靈	靈	靈	靈	靈	靈	靈	靈	靈	靈
832	靈	靈	靈	靈	靈	靈	靈	靈	靈	靈
833	靈	靈	靈	靈	靈	靈	靈	靈	靈	靈
834	靈	靈	靈	靈	靈	靈	靈	靈	靈	靈
835	靈	靈	靈	靈	靈	靈	靈	靈	靈	靈
836	靈	靈	靈	靈	靈	靈	靈	靈	靈	靈
837	靈	靈	靈	靈	靈	靈	靈	靈	靈	靈
838	靈	靈	靈	靈	靈	靈	靈	靈	靈	靈
839	靈	靈	靈	靈	靈	靈	靈	靈	靈	靈
840		靈	靈	靈	靈	靈	靈	靈	靈	靈

Weather Indicator List

■Basic Status

	Clear skies (day)
	Clear skies (night)
	Cloudy
	Rain
	Snow
	Thunder showers
0%	Chance of rain: 0%
10%	Chance of rain: 10%
20%	Chance of rain: 20%
30%	Chance of rain: 30%
40%	Chance of rain: 40%
50%	Chance of rain: 50%
60%	Chance of rain: 60%
70%	Chance of rain: 70%
80%	Chance of rain: 80%
90%	Chance of rain: 90%
100%	Chance of rain: 100%
	Then
	Partly/chance of

■Pollen Count

	Low
	Moderate
	High
	Extreme

■Cherry Blossom

	Flowering
	Almost full bloom
	Full bloom
	Beginning of petal fall

■Fall Foliage

	No color change
	Colors appearing
	Peak
	Defoliating

■Ultraviolet

	Low
	Moderate
	High
	Extreme

■Typhoon

	Forming
	Approaching
	Caution necessary

■Other

	Heavy rain
	Gale
	Notification

Specifications

SoftBank 940SH

Weight*	130 g
Continuous Talk Time*	200 minutes (3G) 210 minutes (GSM)
Continuous Standby Time*	340 hours (3G) 300 hours (GSM) (clamshell closed)
Charging Time (power off)*	AC Charger: 140 minutes In-Car Charger: 140 minutes
Dimensions (W x H x D)*	51 x 111 x 16 mm (clamshell closed, without protruding parts)
Maximum Output	0.25 W (3G) 2.0 W (GSM)

*Approximate value.

- Above values calculated with battery installed and Backlight Brightness set to ***Level:2***.
- Continuous Talk Time is an average measured with a new, fully charged battery, in strong signal conditions without moving handset.
- Continuous Standby Time is an average measured with a new, fully charged battery, with clamshell closed without calls or operations, in strong signal conditions without moving handset. In Japan (3G service area), the value is calculated with IP Service Setting, Decoration Call, S! Appli Notification Setting and Mobile Widget Notification Setting set to ***Off***.
- Talk Time/Standby Time may vary with environment, status, settings, etc.
- Display employs precision technology, however, some pixels may appear brighter/darker.

■ Handset Materials

Parts	Materials & Finishing
Housing (Display side)	Magnesium/Chemical conversion treatment, baking finish
Housing (side belt)	ABS resin/ Discontinuous deposition, acrylic UV painting
Housing (Keypad side)	Nylon resin/Acrylic UV painting
Housing (battery side), Battery Cover	ABS resin/Acrylic UV painting
Display window, lens cover, Mobile Light cover, Earpiece cover	Acrylic resin
External Display panel	PC resin & acrylic resin
Multi Selector (Cursor Keys)	Aluminum, paint
Center Key, Mail Key, Shortcuts & A/a Key, Dictionary Key, Multi Job & Manner Key, Yahoo! Keitai Key, TV & Text Key, Camera Key, key ornament sheets (Keypad side), camera ring	PC/UV curing resin
Clear/Back Key, Start Key, Keypad, ✕ Key, Power On/ Off Key, # Key	PC resin
Side Keys (Volume Up Key, Volume Down Key, Keypad Lock & Camera Key)	PC resin/ Discontinuous deposition, acrylic UV painting
Infrared Port	PC resin (back: infrared permeable printing)
Memory Card Slot Cover, External Device Port Cover	Elastomeric resin/ Acrylic UV painting
Battery	PC & ABS resin
Charging Terminals	SUS/Gold plating (sealer: nickel)
Screws	SWCH16A/Black Ni plating
USIM pin	Copper alloy/Gold plating (sealer: nickel)

Accessory

■ Battery

Voltage	3.7V
Battery Type	Lithium-ion
Capacity	770 mAh
Dimensions (W x H x D)*	37.2 x 37 x 5.4 mm (without protruding parts)

*Approximate value.

Basic Operations

Standby Shortcut

Savable Items	19 per sheet (shared with widgets)

Universal Operations, Etc.

Text Entry

User Dictionary	250 entries (5 per reading) Word: 30 characters Reading: 8 hiragana
Acquire Dictionary	5 dictionaries
Paste List	10 text strings
Recoverable Deleted Characters	30,720 single-byte characters
Dictionary	Meikyo Japanese Dictionary: Approximately 47,100 words/phrases Genius English-Japanese Dictionary: Approximately 45,700 words/phrases Genius Japanese-English Dictionary: Approximately 55,800 words/phrases

Phone Book

Entry	1,000 entries
Name/Reading	Last/First: 32 characters each
Phone Number	5 numbers (32 digits each)
Mail Address	5 addresses (128 characters each)
Category	16 Categories
Address	Postal Code: 20 characters Country: 32 characters Others: 64 characters each
Office	Office Name/Division/Post: 32 characters each
Homepage	1,024 bytes
Note	256 characters
Mail Groups	20 Groups (20 members each) Group name: 16 characters

Calling

Dialed Numbers	Dialed Numbers: 30 records Dialed Ranking: 10 records
Received Calls	30 records
Answer Phone/ Caller Voice	20 messages or 90 seconds
Auto Answer List	10 numbers
Decoration Call	100 KB including 20 characters
Speed Dial/Mail	100 numbers/addresses

Messaging

Memory	Received Msg.	10 MB or 3,000 messages
	Drafts	5 MB (or 1,000 messages for Sent Messages)
	Sent Messages	
	Unsent Messages	
	Templates	220 MB (shared with Data Folder and S! Appli Library)
PC Mail/S! Mail Subject	512 single-byte characters	
PC Mail/S! Mail Message	Approximately 30,000 single-byte characters	
SMS Message	160 single-byte alphanumerics	
Auto Resend	2 times	
Attachment	20 files or 2 MB*	
Send Reservation	10 messages	
Signature	256 single-byte characters	
Recipient	20 numbers/addresses	
Folder	20 folders (20 sort keys each)	
Chat Folders	Memory	300 messages per folder
	Folder	10 folders (20 members each)
Graphic Mail	1 sound or Flash® file, or 40 images/My Pictograms (with 1 sound or Flash® file)	
Auto Reply	20 numbers/addresses Reply Message: 256 single-byte characters per mode	
Anti Spam Measures	Individual	20 entries
	Permitted List	20 entries

*Limit may be lower depending on message text, etc.

PC Mail Settings

PC Mail Account	Account	3 accounts
	Account Name	20 characters
Set Receiving	User Name	128 characters
	Password	40 characters
	ReceivingServer	128 characters
	Port Number	1 to 65535
Set Sending	Sender Name	20 characters
	Mail Address	128 characters
PC Mail DL	Individual Address	20 addresses

Internet

Download (Yahoo! Keitai & PC Site Browser)	Yahoo! Keitai	300 KB per page
		10 MB (100 MB via Keitai Wi-Fi) for progressive downloads
	PC Site Browser	1 MB per file
Download (Direct Browser)*	JPEG Images	5,000 KB
	Flash® Files	2 MB

*1 MB each for files other than JPEG images and Flash® files. (Some media files are playable beyond 1 MB.)

History	300 pages for Yahoo! Keitai 300 pages between PC Site Browser and Direct Browser
URL Entry Log	10 URLs
Bookmarks* & Saved Pages	100 pages for Yahoo! Keitai 100 pages between PC Site Browser and Direct Browser
Tab	3 tabs at one time
Input Memory	20 entries
Streaming History	20 URLs
RSS Feeds	30 entries (60 KB per entry)

*Folders are counted as pages.

Digital TV

Recorded File	ISDB-T mobile Video profile (SD-Video standard)	
Recording Time (example)	Handset	Approximately 70 minutes
	Memory Card	Approximately 80 minutes on 256 MB Memory Card
Marker	99 Markers (10 per file)	
Split File	99 portions per file	
Time Shift Recording	30 minutes	
Reservation List	5 entries (24 hours each on 1 GB or larger Memory Card)	

Camera & Imaging

Mobile Camera

Effective Pixels	12.1 Megapixels
Auto Shut-off Time	Approximately 3 minutes

Photo Camera

Zoom	1x - 25x	
Picture Size (W x H dots)	12M	3000 x 4000
	8M	2448 x 3264
	5M	1944 x 2592
	3M	1536 x 2048
	Full HD	1080 x 1920
	1.2M*	960 x 1280
	Wallpaper	480 x 854
	VGA	480 x 640
	QVGA	240 x 320
Scanner Image Size (W x H dots)	Free, 1200 x 640, 480 x 1488, 1280 x 960	
File Format	JPEG	
Memory	Approximately 49 files (at 12M, High Quality) on handset with no other files	
File Name	yymmdd_hhmmss	
Shooting Distance	Macro: 10 cm	
Background Save	3 files	
Portrait Auto Focus	VGA or larger	

*Rapid Shooting Camera only.

Video Camera

Zoom	1x - 5.7x	
Record Size (W x H dots)	Extended Video	864 x 480 (Wide)
		640 x 480 (VGA)
		320 x 240 (QVGA)
		176 x 144 (QCIF)
		128 x 96 (SubQCIF)
	For Message	320 x 240 (QVGA)
		176 x 144 (QCIF)
		128 x 96 (SubQCIF)
File Format	3GP	
Recording Capacity per Shot	Extended Video	Approximately 30 minutes* on Memory Card
	For Message	2 MB or 295 KB
File Name	yymmdd_hhmmss	
Recording Distance	1.5 m in good light	
Still Image Capture	3 images	
Recording Pause Supported	QVGA or larger (Extended Video sizes only)	

*Varies with handset usage, location or settings.

Editing Images

Picture Editor	Resize (W x H dots)	Wallpaper (480 x 854) Power On/Off (480 x 854) Incoming Call (320 x 320) Alarm (480 x 208) Pictogram (96 x 96) VGA (480 x 640) QVGA (240 x 320) Cut
	Retouch	52 x 52 dots or larger JPEG/PNG images
	Paste	16 characters
	Correction	52 x 52 dots or larger JPEG/PNG images
Composite	Merge Panorama	JPEG images between W 48 x H 64 dots and 240 x 320 dots

Video & Music

Supported Formats	WMA (.wma), AAC (.mp4/.3gp/.m4a), Secure AAC (SD-Audio standard) (Some files may not play depending on sampling frequency and bit rate)

All Music List	Music	Shows up to 350 files each
	Chaku-Uta®	
	WMA	
	SD AUDIO	Shows up to 999 files

S! Applications & Widgets

■ S! Applications

Memory	100 items or 220 MB (shared with Messaging Templates folder and other folders in Data Folder)
Remote Control	Approximately 5 m

■ Mobile Widget

Savable Items	4 widgets (S! Quick News & S! Friend's Status: 1, others: 3) per sheet x 4 sheets

Handy Extras

■ PIM/Life

Calendar*/Tasks	Schedule: 1,000 entries Tasks: 300 entries Subject: 32 characters Description: 128 characters Location: 16 characters Set Holiday: 10 holidays	
Alarms	5 entries, Subject: 9 characters	
Wakeup TV	Auto Shut-off	Approximately 30 minutes
Calculator	999,999,999,999	
Expenses Memo	30 entries (999,999.99 yen each)	
Osaifu-Keitai®	Remote Lock password: 5 - 16 single-byte alphanumerics	

*Preset holidays are based on Japanese calendar as of September 2009.

■ Clock/Gauge

Stopwatch	23 hours 59 minutes 59.9 seconds in 0.1-second increments Lap time: 4 records	
Countdown Timer	99 minutes 59 seconds in 1-second increments	
World Clock	City name: 16 characters	
Pedometer	Today's Walking	Steps: 99,999
		Time: 23 hours 59 minutes 59 seconds
		Exercise: 71.9 Ex
		Calories: 9,999.9 kcal
		Distance: 179.9 km
		Fat burned: 999.9 g
	Log	2 years
		Daily view: 9,999 steps per hour
		Weekly view: 99,999 steps per day
	Accumulated Data	All Days: 999 days
		Steps: 99,999,999
		Time: 99,999 hours 59 minutes 59 seconds
		Exercise: 99,999.9 Ex
		Calories: 9,999,999.9 kcal
		Distance: 999,999.9 km
		Fat burned: 999,999.9 g
	Average	Steps: 99,999
		Time: 23 hours 59 minutes 59 seconds
		Exercise: 71.9 Ex
		Calories: 9,999.9 kcal
		Distance: 179.9 km
		Fat burned: 999.9 g
S! GPS Navi	My Location	50 entries

■ Doc./Rec.

Document Viewer	Supported Formats	PDF (.pdf) Microsoft® Excel® (.xls) Microsoft® Word (.doc) Microsoft® PowerPoint® (.ppt)
	File Size	10 MB
Notepad	500 entries (8,192 characters each)	
Voice Recorder	For Message	Approximately 20 minutes (message size limit: 2 MB) or 3 minutes (message size limit: 300 KB) per file
	Extended Voice	99 hours 59 minutes 59 seconds
Scan Barcode (Continuous Mode)	UPC/JAN	50 codes
	QR Code	16 codes
Create QR Code	Equivalent of 513 digits, 311 alphanumerics or 131 kanji	
Scan Text	256 characters	

Entertainment

■ S! Quick News

Savable Items	1 item for Special 5 items between News Flash and General

■ e-Books

Text Copy	20 characters

■ S! Friend's Status

Member	30 members
My Status	Name: 7 characters Comment: 15 characters Status Label: 4 characters
Status Templates	Template name: 12 characters

S! Circle Talk

Participant	11 members
Speak Time	30 seconds each
Member List	30 entries (10 members per Group)

Blog Tool

Blog Details	5 entries	
Blog Title	16 characters	
Blog Settings (Mail)	Email Address	128 characters
	Title	32 characters
	Text	128 characters
	Picture Size	S (320 x 320) M (640 x 640) L (1024 x 1024) Send
Blog Settings (Yahoo! Keitai & PC Site Browser)	URL for Posting	1,024 characters
	URL for Viewing	1,024 characters

Data Folder

Memory	220 MB (shared with Messaging Templates folder and S! Appli Library)

Memory Card

Backup File Name	yymmddXX* (XX: 2 digits/letters)

*yymmdd for Contents Keys.

Connectivity & File Backup

Wi-Fi

Profile	10 entries
Authentication Method	Open System, Shared Key, WPA-PSK, WPA2-PSK, WPA/WPA2-PSK Auto
Encryption Method	No Authentication, WEP, TKIP, AES, TKIP/AES Auto
WEP Key	4 keys

Infrared

Infrared Transfer	IrMC 1.1	
	Range	Within 20 cm
IrSS Transfer (JPEG images)	Receive 2,500 KB or less; send 5,000 KB or less (after resizing)	

Bluetooth®

Communication System	Bluetooth® specification Ver. 2.1
Supported Profiles	Headset Profile Hands-Free Profile Dial-Up Networking Profile Object Push Profile File Transfer Profile Basic Imaging Profile Advanced Audio Distribution Profile Audio/Video Remote Control Profile
Output	Bluetooth® Power Class 2
Range	Within 10 m
Device Search	16 devices
Pairing	32 devices
Device Name	16 characters
Printing	JPEG/PNG images

S! Addressbook Back-up

Log	10 synchronization records

Network

Add Network	5 Networks Country/Network code: 3 digits Name: 25 single-byte characters

Reference URLs

■ **SOFTBANK MOBILE Corp.**
http://mb.softbank.jp/en/

■ **S! Addressbook Back-up**
http://mb.softbank.jp/en/price_plans/basic_option.html

■ **Messaging Basics**
http://mb.softbank.jp/en/customer_support/mail.html

■ **Custom Handset Address**
https://www.email.softbank.ne.jp/help/e/address.html

■ **Yahoo! Keitai**
http://mb.softbank.jp/en/customer_support/web.html

■ **Ichi Navi**
http://mb.softbank.jp/en/price_plans/basic_option.html

■ **Secure Remote Lock**
http://mb.softbank.jp/en/price_plans/basic_option.html

■ **microSD™ Memory Card Compatibility**
From PC (Japanese)
http://k-tai.sharp.co.jp/peripherals/sd_support.html
From Handset (Japanese)
http://shweb.sharp.co.jp/

■ **Compatible Blu-ray Disc Recorders**
From PC (Japanese)
http://www.sharp.co.jp/bd/spec/index.html

■ **SVG-T**
From Handset (Japanese)
http://shweb.sharp.co.jp/svgt/index_pdc.html

■ **Association for Promotion of Digital Broadcasting**
From PC
http://www.dpa.or.jp/english/
From Handset (Japanese)
http://www.dpa.or.jp/1seg/k/

■ **SOFTBANK TELECOM Corp. (BB mobilepoint)**
From PC
http://tm.softbank.jp/english/consumer/wlan/index.html

Memory Card Structure & Contents

Memory Card Structure				Contents (Location when Viewed on Handset)
DCIM	XXXSHARP			Still images in DCIM
PRIVATE	MYFOLDER	Local Contents		SD Local Contents
		Mail		Messaging folder backups (Received Msg., Sent Messages and Drafts)
		My Items	Book	e-Book files in Data Folder (Books)
			Bookmarks	Yahoo! Keitai Bookmarks
			Character	PNG files in Data Folder (Character)
			CSI	Decoration Call files in Data Folder (Decoration Call)
			Custom Screens	Customized Screen files in Data Folder (Customized Screen)
			Flash(R)	Flash® Wallpaper files in Data Folder (Flash®)
			Flash(R) Ringtones	Flash® ringtones in Data Folder (Flash® Ringtones)
			Games and More	S! Applications
			Hot Status Template	Template files in Data Folder (Status Templates)
			Mail Art	Files in Data Folder (Mail Art)
			Message Templates	Graphic Mail templates in Templates folder
			Music	Music files in Data Folder (Music)
			Other Documents	Other files in Data Folder (Other Documents)
			Pictograms	GIF files in Data Folder (My Pictograms)
			Pictures	Still images in Data Folder (Pictures)
			Sounds & Ringtones	Melodies and other sound files in Data Folder (Ring Songs·Tones)
			Videos	Video files in Data Folder (Videos)
			Widget	Widget files in Data Folder (Widget)
			WMAudio	WMA files for Media Player (WMA)
		SH_Folder		Application management files
		Utility		Backup files (Phone Book), etc.
	SHARP	MOBILE		Backup files (User Dictionary), etc.
SD_AUDIO				SD-Audio files for Media Player (SD AUDIO)

Menu List

Messaging

Function		Refer to
Received Msg.		P.5-12
Create Message		P.5-4
Retrieve New Msg.		P.5-23
Drafts		P.5-29
Templates		P.5-22
Sent Messages		P.5-12
Unsent Messages		P.5-29
Chat Folders		P.5-15
Server Mail Box	Mail List	P.5-23
	Retrieve All	P.5-23
	Delete All	P.5-27
	Mailbox Volume	P.5-29
Create New SMS		P.5-7
Settings	Address Settings	P.5-3
	General Settings	P.5-30
	S! Mail Settings	P.5-32
	PC Mail Settings	P.5-18
	SMS Settings	P.5-34
	Speed Dial/Mail	P.5-20
	Set Mail Group	P.5-16
Memory Status		P.5-26

Settings: General Settings

Function		Refer to
Send/ Compose	Delivery Report	P.5-30
	Reply to Settings	P.5-30
	Reply With Text	P.5-30
	Auto Reply	P.5-25
	Set Quick Reply	P.5-25
	Auto Resend	P.5-30
	Sending Status	P.5-30
	Restrictions Setting	P.5-8
Receive	Message Notice	P.5-31
	Link to Feeling	P.5-31
	Animation View	P.5-31
Anti Spam Measures		P.5-14
Report Spam		P.5-30
Scroll Unit		P.5-30
Message List View		P.5-30
Address View		P.5-30
Received Msg. View		P.5-30
Sent Msg. View		P.5-30
Auto Delete	Received Msg.	P.5-30
	Sent Messages	P.5-30

Settings: S! Mail Settings

Function		Refer to
Message DL		P.5-11
Signature		P.5-20
Picture Appearance		P.5-32
Auto Play File	Pictures	P.5-32
	Sounds	P.5-32
Create Msg. Size		P.5-32
Send File Settings		P.5-32
Picture Auto Resize		P.5-32

Settings: PC Mail Settings

Function	Refer to
PC Mail Account	P.5-18
PC Mail DL	P.5-33
Check New Mail	P.5-33
Word wrap	P.5-33

Settings: SMS Settings

Function	Refer to
Expiry Time	P.5-34
Message Center	P.5-34
Char-code	P.5-34

Yahoo!

Function	Refer to
Yahoo! Keitai	P.6-3
Menu List	P.6-3
Bookmarks	P.6-9
Saved Pages	P.6-9
Web Search	P.6-12
Enter URL	P.6-4
History	P.6-4
PC Site Browser	P.6-5
Direct Browser	P.6-5
Browser Settings	P.6-13

■ PC Site Browser

Function	Refer to
Homepage	P.6-5
Bookmarks	P.6-9
Saved Pages	P.6-9
Web Search	P.6-12
Enter URL	P.6-5
History	P.6-5
RSS Feed	P.6-10
Yahoo! Keitai	P.6-3
Direct Browser	P.6-5

Function		Refer to
PC Site Browser Settings	Font Size	P.6-13
	Scroll Settings	P.6-14
	Cursor Settings	P.6-13
	Downloads	P.6-13
	Memory Operation	P.6-11
	Security Settings	P.6-18
	Download to	P.6-13
	Initialized Browser	P.6-18
	Reset Settings	P.6-18
	Warning Message	P.6-14
	Zoom Factor	P.6-13
	Softkey Area	P.6-5

■ Direct Browser

Function	Refer to
Homepage	P.6-5
Bookmarks	P.6-9
Saved Pages	P.6-9
Web Search	P.6-12
Enter URL	P.6-5
History	P.6-5
RSS Feed	P.6-10
Yahoo! Keitai	P.6-3
PC Site Browser	P.6-5

Function		Refer to
Set Direct Browser	Font Size	P.6-13
	Scroll Settings	P.6-14
	Cursor Settings	P.6-13
	Downloads	P.6-13
	Memory Operation	P.6-11
	Security Settings	P.6-18
	Download to	P.6-13
	Initialized Browser	P.6-18
	Reset Settings	P.6-18
	Zoom Factor	P.6-13
	Softkey Area	P.6-5
	Direct Browser Lock	P.6-14
	Proxy Setting	P.6-14
	Homepage Settings	P.6-14
	Search Page	P.6-14

■ Browser Settings

Function	Refer to
Font Size	P.6-13
Scroll Unit	P.6-14
Cursor Settings	P.6-13
Downloads	P.6-13
Memory Operation	P.6-11
Security Settings	P.6-18
Download to	P.6-13
Initialized Browser	P.6-18
Reset Settings	P.6-18

S! Appli

Function		Refer to
S! Appli Library		P.10-2
Osaifu-Keitai		P.11-15
Notification History		P.10-2
Settings		P.10-7
Information		P.10-7

■ Settings

Function		Refer to
Application Volume		P.10-6
Backlight		P.10-7
Vibration		P.10-7
Synchronization		P.10-7
Notification Setting		P.10-7
Calls & Alarms		P.10-6
Screensaver	Switch On/Off	P.10-6
	Activation Time	P.10-6
	Stop Auto Start	P.10-6
Surround		P.10-6
Set to Default		P.10-7
Memory All Clear		P.10-7

Entertainment

Function		Refer to
S! Information Channel/ Weather	What's New	P.12-3
	Back Issue	P.12-3
	Registration/Cancel	P.12-3
	Get Latest Contents	P.12-14
	Notification	P.12-14
	Weather Indicator	P.12-3
S! Quick News		P.12-2
Free Contents	Tada-Melody	P.12-4
	Tada-Deco	P.12-4
	Tada-Hon	P.12-4
	Tada-Komi	P.12-4
	Tada-Game	P.12-4
	Tada-Utaban	P.12-4
S! Contents Store		P.12-4
Media Player	Music	P.9-5
	Videos	P.9-6
	Streaming	P.6-4
	MTP Mode	P.9-4
S! Friend's Status		P.12-6
S! Circle Talk		P.12-9
Near chat		P.12-11
Blog Tool		P.12-12
Digital Media Viewer		P.12-5
BookSurfing		P.12-5
e-Book Viewer		P.12-5

■ S! Information Channel/Weather: Weather Indicator

Function		Refer to
Weather		P.12-15
Manual Update		P.12-3
Settings	Standby Setting	P.12-15
	Weather Notif.	P.12-15
	Icon Update	P.12-15

■ S! Quick News

Function		Refer to
S! Quick News List		P.12-2
Settings	Automatic Update	P.12-14
	Show Image	P.12-14
	Check Schedule	P.12-14
	Change Skin	P.12-14
	Delete S! Quick News Lists	P.12-14

■ Media Player: Music

Function		Refer to
Last Played Music		P.9-8
My Music		P.9-5
SD AUDIO		P.9-5
WMA		P.9-5
Download Music		P.9-4
Settings	Sound Effects	P.9-8
	Playback Mode	P.9-8
	Music Illumination	P.9-8
	Sound Output	P.9-8
	Delete All WMA	P.9-10

Media Player: Videos

Function		Refer to
Last Played Video		P.9-8
My Videos		P.9-6
Recorder Contents		P.9-6
SD VIDEO		P.9-6
Download Videos		P.9-4
Settings	Playback Mode	P.9-8
	Backlight	P.9-9
	Display Size	P.9-9
	Sound Effects	P.9-9
	Web Link Setting	P.9-9
	Sound Output	P.9-8

Camera

Function	Refer to
Easy Auto Camera	P.8-3
Pro Auto Camera	P.8-5
Quick Camera	P.8-6
Rapid Shooting Camera	P.8-8
Three-Shot Camera	P.8-10
Fine Video Camera	P.8-16
Video Camera for Mail	P.8-17
Various Cameras	P.8-8
Album	P.8-18
Scan Barcode	P.11-34
Scan Card	P.11-36
Kanji Grabber	P.11-38
Review	P.8-21
Set Camera Key	P.8-28

Photo Camera (Example: Pro Auto Camera)

Function		Refer to
Switch Camera		P.8-6
Detect Personal		P.8-14
Self-timer		P.8-28
Picture Size		P.8-28
Focus Setting		P.8-28
Shutter Setting	Egao level	P.8-29
	Shutter Mode	P.8-29
	Shutter Sound	P.8-29
	Set Remote Shutter	P.8-28
Settings	Picture Quality	P.8-29
	ISO Sensitivity	P.8-29
	White Balance	P.8-29
	Exposure	P.8-29
	Shake Reducing	P.8-29
	Long Exposure	P.8-29
	Display Setting	P.8-29
	Set Send Key	P.8-29
Album		P.8-18
Save Setting	Save Pictures to	P.8-29
	Auto Save	P.8-29
	Background Save	P.8-29
Scene		P.8-8
Help		P.8-28
Mobile Light		P.8-29

Video Camera

Function		Refer to
Switch Camera		P.8-17
Simple Setting		P.8-16
Self-timer		P.8-30
Record Time/Size		P.8-31
Focus Setting		P.8-30
Shake Reducing		P.8-31
Settings	Video Quality	P.8-31
	Exposure	P.8-30
	Microphone	P.8-31
Review		P.8-21
Save Setting	Save Videos to	P.8-31
	Auto Save	P.8-31
	Video Encode	P.8-31
	Audio Encode	P.8-31
	Picture Setting	P.8-31
Display Size		P.8-31
Help		P.8-30
Mobile Light		P.8-31

Videos/Music

Function	Refer to
Videos/Music	P.9-2

Tools

PIM/Life

Function		Refer to
Calendar		P.11-2
Alarms		P.11-8
Wakeup TV		P.11-10
Relaxation Time		P.11-12
Tasks		P.11-6
Calculator		P.11-13
Expenses Memo		P.11-14
Osaifu-Keitai		P.11-15
Simulated Call	Receive Simulated Call	P.11-46
	Switch On/Off	P.11-19
	Set Caller	P.11-19
	Assign Tone	P.11-19
	Receive Timing	P.11-19
	For Silent Mode	P.11-46

PIM/Life: Osaifu-Keitai

Function		Refer to
Lifestyle-Appli		P.11-15
IC Card Settings	IC Card Status	P.11-45
	IC Card Lock	P.11-16
	Remote Lock	P.11-17
	Interface Settings	P.11-45
	Balance Info	P.11-45
	Set to Default	P.11-46

Clock/Gauge

Function	Refer to
Stopwatch	P.11-20
Countdown Timer	P.11-21
World Clock	P.11-22
Hour Minder	P.11-23
Pedometer	P.11-24
Compass	P.11-26
S! GPS Navi	P.11-27
Battery Meter	P.2-22

Doc./Rec.

Function		Refer to
Dictionary		P.3-13
Search		P.3-16
Document Viewer		P.11-30
Notepad		P.11-31
Scratch Pad		P.3-17
ASCII Art		P.11-32
Voice Recorder	Record Time	P.11-49
	Ring Songs·Tones	P.11-33
	Save Recording to	P.11-49
Barcode/Scan	Scan Barcode	P.11-34
	Open Barcode	P.11-50
	Create QR Code	P.11-35
	Scan Card	P.11-36
	Kanji Grabber	P.11-38
	Scan Text	P.11-37
	Scanned Results	P.11-50
Phone Help		P.2-22

Connectivity

Function		Refer to
Wi-Fi		P.15-3
Bluetooth		P.15-12
Infrared	Switch On/Off	P.15-23
	Send All	P.15-9
	IrSS Key Setting	P.15-23
IC Transmission	1 File Reception	P.15-23
	Send All	P.15-11
USB Mode	Mass Storage	P.15-16
	Recorder Link	P.15-16
	MTP Mode	P.9-4
USB Charge		P.1-12
Memory Card		P.14-6
Backup/Restore		P.15-25

Connectivity: Wi-Fi

Function	Refer to
Switch On/Off	P.15-22
Create Profile	P.15-3
Profile List	P.15-22
Common Settings	P.15-22
Connect Information	P.15-22
Show MAC Address	P.15-22

Connectivity: Bluetooth

Function	Refer to
Switch On/Off	P.15-24
Add Device	P.15-13
Paired Devices	P.15-14
Send All	P.15-15
Setting Watch	P.15-24
My Device Settings	P.15-23
My Device Details	P.15-24

Data Folder

Function	Refer to
Pictures	P.8-22
DCIM	P.14-2
Ring Songs·Tones	P.11-33
S! Appli	P.10-2
Widget	P.10-3
Music	P.14-2
Videos	P.14-2
Lifestyle-Appli	P.11-15
Books	P.14-2
Customized Screen	P.3-4
Status Templates	P.14-2
Decoration Call	P.4-16
Flash®	P.14-2
Other Documents	P.14-2
Memory Status	P.14-2

Widget

Function		Refer to
Widget Store		P.10-3
Widget Contents		P.10-3
Widget History		P.10-8
Settings	Remove Contents	P.10-5
	Remove All Contents	P.10-9
	Auto Refresh	P.10-8
	AutoConnect Abroad	P.10-8
	Set Use Abroad	P.10-8
	Notification Setting	P.10-8
	Cookies	P.10-8
	Delete Cookies	P.10-8

TV

Function	Refer to
Digital TV	P.7-4
TV Player	P.7-9
TV-Image Folder	P.7-6
TV Link	P.7-14
TV Listing	P.7-7
Familink Remote	P.1-3
Reservation List	P.7-10
Settings	P.7-13
Recorder Contents	P.7-16

■ Settings

Function		Refer to
TV Alarm		P.7-17
Broadcast Data	Set Recording	P.7-15
	Image Location	P.7-15
	Notify Connection	P.7-14
	Location	P.7-14
	Manufacture Number	P.7-14
	Delete StationData	P.7-14
Screen Size(Portrait)		P.7-12
Display Icon		P.7-13
Sound Output		P.7-13
Sound Output		P.7-13
Set Call Time Shift		P.7-15
Calls & Alarms		P.7-13
TV Reserve Prior		P.7-17
Save Recording to		P.7-15
Auto Exit	Auto Exit Time	P.7-13
	Close Action	P.7-13
Smooth Mode		P.7-12

Phone

Function		Refer to
Phone Book		P.3-18
Add New Entry		P.3-18
Information		P.1-7
Call Log		P.4-8
Play Messages		P.4-4
Call Voicemail		P.4-13
S! Addressbook Back-up		P.15-19
My Details		P.2-22
Set Category		P.3-19
Mail Groups		P.5-16
Speed Dial/Mail		P.4-7
Ph.Book Settings	Sort Entries	P.3-20
	Select Phone Book	P.3-25
	Save New Entry	P.3-25
	New Number Prompt	P.3-23
	Vertical Display	P.3-23
	Horizontal Display	P.3-23
Call Log Setting		P.4-17
Manage Entries	Copy All	P.3-25
	Memory Status	P.3-25
	Change Mode(All)	P.3-25
	Delete All	P.3-25

Settings

■ Sound/Display

Function		Refer to
Mode Settings		P.2-28
Display		P.16-3
Customized Screen		P.3-4
Sounds & Alerts		P.3-5
Date & Time		P.16-2
言語選択 (Language)		P.16-3
Ringer Output		P.16-6
Earpiece Volume		P.4-15
Change Menu		P.2-9

■ Sound/Display: Display

Function		Refer to
Wallpaper		P.3-3
System Graphics		P.16-3
VeilView		P.2-29
Display Effects		P.16-3
Font Settings		P.3-2
Standby Display	Clock/Calendar	P.16-4
	Show Widget	P.16-4
	Show Operator Name	P.16-4
	Pedometer	P.11-47
Vivid Mode		P.16-3
Mini Battery		P.2-29
Greeting Message		P.16-3
External Display		P.1-12
Backlight		P.16-3
Display Saving		P.16-3
Caller Display		P.16-3
Dial Number		P.16-3

■ Sound/Display: Sounds & Alerts

Function	Refer to
Volume	P.16-5
Ringtone/videos	P.3-5
Machi-Uta	P.3-21
System Sounds	P.16-6
Vibration	P.3-5
Set Illumination	P.16-4
Any Key Answer	P.16-5
Surround	P.16-6

■ Sound/Display: Date & Time

Function	Refer to
Set Date/Time	P.16-2
Time Correction	P.16-2
Daylight Saving	P.16-2
Set Time Zone	P.16-2
Clock/Calendar	P.16-4
World Clock	P.11-22
Alarms	P.11-8
Set Holiday	P.11-39
Time Format	P.16-2
Date Format	P.16-2
Calendar Format	P.16-2

■ Phone/

Function		Refer to
User Dictionary		P.3-12
Set Key Shortcut		P.2-13
Viewer Position	Move Settings	P.2-18
	Set Appli	P.2-27
	Set Bookmark	P.2-27
Motion Control		P.2-17

Function		Refer to
Vector Pad Settings	Scroll Speed	P.2-26
	Launch Spinguru Menu by	P.2-26
	Jog Speed	P.2-26
	Correct Vector Pad	P.2-26
Touch Panel	Touch Reaction	P.2-26
	Keypad Lock	P.2-28
	Correct Touch Panel	P.2-8
Set Key Light		P.16-4
Double Number	Switch On/Off	P.2-23
	Double Mode	P.2-25
	Password Entry	P.2-29
	Mode Name	P.2-29
	Reject By Line	P.2-29
	Show Missed	P.2-29
	Packet Warning	P.2-29
	Send Priority	P.2-29
Video/Music Menu Updates		P.9-2
Memory Card		P.14-6
Backup/ Restore	Backup All Items	P.15-25
	Backup Selected Items	P.15-18
	Restore All Items	P.15-25
	Restore Selected Items	P.15-18
	Settings/Manage	P.15-25
Locks		P.13-2
Software Update		P.17-5
Master Reset	Reset Settings	P.16-8
	Reset All	P.16-8

Phone/ : Memory Card

Function		Refer to
DPOF	Number of Copies	P.8-27
	Settings	P.8-32
	Check Settings	P.8-27
	Reset Settings	P.8-32
SD Local Contents		P.14-9
Format Card		P.14-6
Memory Status		P.14-2

Phone/ : Locks

Function	Refer to
PIN Entry	P.13-2
Function Lock	P.13-2
IP Service Setting	P.16-7
Function Control	P.13-4
Application Lock	P.13-3
History Lock	P.13-3
Show Secret Data	P.13-3
Set Lock Message	P.13-5
Chg. Handset Code	P.2-21
Administrator Setting	P.2-21

Call

Function		Refer to
Call Time/ Data Counter	Call Timers	P.4-9
	Data Counter	P.4-18
	Call Time Counter	P.4-17
	Minute Minder	P.4-17
Answer Phone	Switch On/Off	P.4-4
	Answer Time	P.4-14
	Outgoing Message	P.4-14
	Volume	P.4-14
Voicemail/ Divert	Voicemail	P.4-13
	Diverts	P.4-12
	Cancel All	P.4-13
	Status	P.4-19
Video Call	Camera Picture	P.4-20
	Incoming Picture	P.4-20
	Outgoing Picture	P.4-20
	Hold Guidance Pict	P.4-20
	Backlight	P.4-20
	Loudspeaker	P.4-20
	Mute Microphone	P.4-20
	Remote Monitor	P.4-14
Show My Number		P.4-20
out Missed Calls		P.4-13
Int'l Calling	Int'l Prefix	P.4-15
	Country Codes	P.4-15
	Roaming Dial Assistant	P.4-15
Call Barring	Bar Outgoing Calls	P.4-19
	Restrict Destinations	P.4-10
	Bar Incoming Calls	P.4-20
	Reject Numbers	P.4-18
	Change NW Password	P.4-19

Function		Refer to
Decoration Call	Switch On/Off	P.4-16
	Play in Receiving	P.4-16
	Notice	P.4-17
Auto Answer		P.4-20
Call Waiting		P.4-19

Network

Function	Refer to
Select Network	P.16-7
Select Service	P.16-7
Re-search Signal	P.16-7
Offline Mode	P.2-20
Retrieve NW Info	P.16-7
Network Info	P.16-7
Wi-Fi	P.15-3
External Device	P.16-7

Index

A

AC Charger 1-4
Accessing Functions 2-3
Accessory v
Administrator Code 2-21
After-Sales Services 17-41
Alarms 11-8
Canceling 11-9
Deleting 11-9
Editing entries 11-43
For Manner Mode 11-44
Link to World Clk 11-44
Album 8-18
Animation View 5-9
Answer Phone 4-4, 4-14
Antenna (for TV reception) 7-3
Anti Spam Measures 5-14, 5-28
Any Key Answer 16-5
AOSS™ 15-3
Application Lock 13-3
ASCII Art 11-32
Auto Reply 5-10, 5-25
Auto Resend 5-2, 5-30
Auto Retry Function 5-2

B

Backlight 16-3
Backup 15-17
Settings/Manage 15-25
Bar Incoming Calls 4-20
Bar Outgoing Calls 4-19
Battery 1-4, 17-4
Battery Cover 1-2
Battery Meter 2-22
Blog Tool 12-12, 12-17
Bluetooth® 15-12
Blu-ray Disc recorders 15-16
Bookmarks 6-9
BookSurfing® 12-5

C

Calculator 11-13, 11-45
Calendar 11-2
Calendar Settings 11-39
Editing schedules 11-40
Call Barring 4-12, 4-19
Call Forwarding 4-12
Call Log 4-8, 4-17
Call Time Counter 4-17
Call Waiting 4-12, 4-19
Call Waiting (answering Line 2) 4-19
Caller ID 4-12, 4-20
Camera 8-2
Album 8-18
Capturing Still Images 8-5
Changing/saving camera settings 8-11
Photo Camera settings 8-28
Detect Personal 8-14
Recording Video 8-16
Review 8-21
Center Access Code 2-21
Change NW Password 4-19
Change PIN 13-5
Character Code List 17-11
Charging 1-4
Charging Terminals 1-2
Chat Folder 5-15, 5-28
Clamshell Closed 1-2
Clamshell Open 1-2
Clock/Calendar 16-4
Compass 11-26
Composite 8-26
Countdown Timer 11-21
Create QR Code 11-35
Customer Service 17-42
Customized Screen (Japanese) 3-4

D

Data Broadcast (Japanese) 7-6
Change View (Data) 7-14
Returning to initial window 7-14
Set Recording 7-15
Data Counter 4-18
Data Folder 14-2
Files (attaching) 5-5, 14-3
Files (moving/copying) 14-4
Files (opening) 14-3
Files (renaming) 14-8
Folders (adding) 14-4
Selecting Multiple Files 14-4
Set Secret (folders) 14-4
Slide Show 14-3
Date & Time 16-2
Daylight Saving 11-22, 16-2
Decoration Call 4-6, 4-16
Delivery Report 5-9, 5-21, 5-30
Dialing from Call Log records 4-17
Dictionary 3-13
Digital Media Viewer 12-5
Digital TV (→ TV) 7-2
Adding Reception Areas 7-3
Area Setup 7-3
Auto Exit 7-13
AV Settings 7-12
Calls & Alarms 7-13
Change Area 7-12
Program Info. Search 7-12
Screen Size 7-12
Set Channels 7-3, 7-12
Set Call Time Shift 7-15
Smooth Mode 7-12
Sound Output 7-13

Sound Output 7-13
Subtitle/Sound 7-15
TV Alarm 7-17
Display 1-2, 1-7
Display (settings) 16-3
Display Effects 16-3
Display Positions 1-2
Display Saving 16-3
Document Viewer 11-30
Double Number 2-23, 2-29
Download Dictionary 3-12
DPOF 8-27
Add Date 8-32
Check Settings 8-27
For All Pictures 8-27
Index Print 8-32
Dual Mode 2-25

E

Earpiece 1-2
Earpiece Volume 4-15
e-Book Library 12-15
e-Book Viewer 12-5
e-Books (Japanese) 12-5, 12-15
Emergency Calls 4-2
English 16-3
Expenses Memo 11-14
External Device Connection 15-16
External Device Port 1-2
External Display 1-2, 1-11

F

Face Arrange 8-25
Feeling Mail (receiving) 5-9
Feeling Mail (sending) 5-5
Focus (locking) 8-28
Focus Setting 8-28
Font Size 3-2
Format Card 14-6
Function Control 13-4
Function Lock 13-2

G

General Notes xii
Graphic Mail 5-6
Group Calling 4-12, 4-19
Group Calling (opening another line) 4-19
Guide Usage Notes ii

H

Handset Code 2-21
Handset Keys 1-3
Handset mail address 5-3
Handset Parts 1-2
Handset Power On/Off 1-6
Handset responses 3-5
Headphones (answering calls) 4-14
History Lock 13-3
Hold 4-14
Hour Minder 11-23
Assign Tone/Video 11-47
For Manner Mode 11-47
Link to World Clk 11-47
Vibration 11-47

I

IC Card Lock 11-16
IC Card Settings 11-16
IC Transmission 15-10
Ichi Navi 11-29
Illumination Light 1-2
Indicators 1-9
Camera (Viewfinder) 8-6, 8-16
Display 1-9
External Display 1-11
Messaging (message list) 5-10
Music Playback Window 9-5
S! Quick News 12-2
Video Playback Window 9-6
Information window 1-7
Infrared 15-7
Receiving files 15-8
Sending files 15-9, 15-23
Infrared Port 1-2
Internal Antenna 1-2
International calls 4-3, 4-15
Internet 6-2
Accessing 6-3, 6-5
Basic Operations 6-6
Browser Settings 6-13
Enter URL 6-4, 6-5
History 6-4, 6-5
Saving Bookmarks/pages 6-9
Int'l Call 4-4
IP Service Setting 16-7
IrSS Transfer 15-7

K

Kanji Grabber 11-38
Key Assignments 17-8
Keypad Lock 2-19

L

Language 16-3
Large Font Menu 3-2
Light Sensor 1-2, 16-3
Link to Feeling 5-31
Link to World Clk 11-44, 11-47
Locks 2-21, 13-2
Loudspeaker 4-15, 4-20, 12-17

M

Machi-Uta 3-5
Mail Groups 5-16
Changing members 5-28
Deleting 5-28
Edit Name 5-28
Main Menu 2-6
Manner mode 2-20
Mass Storage 15-16

Master Reset **16-8**
Format Card 14-6
Reset All 16-8
Reset Settings 16-8
Media Player **9-3**
Delete All WMA 9-10
Playlists 9-7, 9-9, 9-10
Memory All Clear (S! Applications) **10-7**
Memory Card **14-5**
Format Card 14-6
Opening files 14-6
Memory Card Structure & Contents **17-24**
Menu List **17-25**
Camera 17-28
Data Folder 17-30
Entertainment 17-27
Messaging 17-25
Phone 17-30
S! Appli 17-27
Settings 17-31
Tools 17-29
TV 17-30
Videos/Music 17-28
Widget 17-30
Yahoo! 17-26
Menu Operations **2-6**
Message List View **5-30**
Message Notice **5-31**
Messages (creating/sending) ... **5-4, 5-7, 5-19**
Attachments 5-22
Graphic Mail 5-22
Inserting signature manually 5-20
Messaging Settings 5-21
Previewing Outgoing Message 5-4
Recipient status 5-20
Recipients (editing) 5-20
Save to Drafts 5-21
Send Reservation 5-21
Sending from Drafts 5-29
Set Auto Play File 5-22
Set Sent Cancel 5-21
Signature 5-20
Speed Dial/Mail 5-20
Templates 5-22
Using sent messages 5-29
Messages (deleting) **5-19, 5-26**
Auto Delete 5-30
Messages (forwarding) **5-29**
Messages (protecting) **5-12**
Messages (receiving/checking) **5-9**
Accessing new mail out of Standby 5-23
DL Size Limit 5-32
Mail List 5-23
Message List 5-10, 5-26
Message Window 5-10, 5-24
Retrieving complete S! Mail messages manually 5-11
Retrieving PC Mail 5-19, 5-33
Save to Data Folder 5-24
Messages (sorting) **5-14**
Anti Spam Measures 5-14, 5-28
Messaging (→ SMS, S! Mail, PC Mail) **5-2**
General Settings 5-30
PC Mail Settings 5-33
Receive (settings) 5-31
S! Mail Settings 5-32
Send/Compose (settings) 5-30
SMS Settings 5-34
Microphone **1-2**
Minute Minder **4-17**
Missed Call Notification **4-13**
Mobile Light **1-2**
Mobile Widget **10-3**
Mode Settings **2-28**
Motion Control **2-16**
MTP Mode **9-4**
Multi Job **2-14**
Music (deleting) **9-9, 9-10**
Music (downloading) **9-4**
Music (playing) **9-5, 9-8**
My Details **2-22**
Sending via Bluetooth® 15-25
Sending via IC Transmission 15-23
Sending via Infrared 15-23

N

Navi Appli **11-27**
Near Chat (Japanese) **12-11**
Network Password **2-21**
Notepad **11-31**
Edit Text 11-49
Change Category 11-49

O

Offline Mode **2-20**
Optional Services **4-12**
Optional Services (checking status) **4-19**
Osaifu-Keitai® (Japanese) **11-15**
Balance Info 11-45
IC Card Settings 11-16
Locking 11-16
Set to Default 11-46

P

Pager Code List **17-10**
PC (connecting handset) **15-16**
PC Mail **5-2, 5-17**
PC Mail (sending) **5-19**
PC Site Browser **6-5**
Pedometer **11-24**
Pen Light **2-22**
Personal Mode **3-8**
Phone Book (deleting) **3-25**
Phone Book (editing) **3-24**
Phone Book (saving) **3-18**
Phone Book (using) **3-20**
Phone Book search **3-20**
Phone Help **2-22**
Picture Editor **8-22**
PIN **17-2**

PIN Entry **13-2**
PIN Lock **17-2**
Playlists **9-7, 9-9, 9-10**
Printing **8-27**
Printing (Bluetooth®) **8-27**
Public wireless LAN services **15-6**

Q

Quick Operations **2-3**
Quick Silent **2-16**

R

Received Msg. View **5-30**
Record Caller Voice **4-16**
Recorder Contents **9-6**
Recorder Link **15-16**
Reference URLs **17-23**
Reject (calls) **4-14**
Relaxation Time **11-12**
Remote Lock (Osaifu-Keitai®) **11-17**
Call Remote Lock 11-18
Count for Lock 11-46
Mail Remote Lock 11-17
Notice Settings 11-46
Remote Monitor **4-14**
Reply **5-10, 5-19, 5-25**
Auto Reply 5-25
Opening received message for reference 5-25
Set Quick Reply 5-25
Reply Assist Dictionary **3-12**
Reset (→ Master Reset) **16-8**
Reset All **16-8**
Reset Settings **16-8**
Retrieve NW Info **16-7**
Retrieving Network Information **1-6**
Review **8-21**
RSS Feeds **6-10**

S

S! Addressbook Back-up **15-19**
Auto Sync Settings 15-25
Confirming password 15-25
Sync Log 15-25
S! Applications **10-2**
S! Circle Talk **12-9, 12-17**
Accepting requests 12-10
Initiating 12-10
IP Service Setting 16-7
Registering Members 12-9
S! Contents Store **12-4**
S! FeliCa (→ Osaifu-Keitai®) **11-15**
S! Friend's Status **12-6, 12-16**
IP Service Setting 16-7
Opening Member Status 12-7
S! GPS Navi **11-27**
S! Information Channel (Japanese) **12-3, 12-14**
Weather Indicator 12-3
S! Mail **5-2**
Attaching Files 5-5
Create Msg. Size 5-22, 5-32
Feeling Mail 5-5
Graphic Mail 5-6
S! Mail Settings 5-32
S! Mail (sending) **5-4**
S! Quick News (Japanese) **12-2**
Automatic Update 12-14
Deleting items 12-14
Safety Precautions ..... **vi**
SAR ..... **xix**
Saved Pages **6-9, 6-16**
Scan Barcode **11-34**
Open Barcode 11-50
Scanning during text entry 11-50
Using scan results 11-50
Scan Card **11-36**
Using scan results 11-52
Scan Text **11-37**
Scanning and pasting during text entry 11-52
Using scan results 11-53
Schedules (→ Calendar) **11-2**
Scratch Pad **3-17**
SD Local Contents **14-9**
Search **3-16**
Security Codes **2-21**
Sent Msg. View **5-30**
Set as Wallpaper **14-8**
Set Date/Time **16-2**
Set Illumination **16-4, 16-5**
Set Key Light **16-4**
Set Key Shortcut **2-13**
Set Quick Reply **5-25**
Set Sent Cancel **5-21**
Set Time Zone **11-22, 16-2**
Set to Default (S! Applications) **10-7**
Shortcuts **2-13**
Show My Number **4-20**
Show Secret Data **13-3**
Side Keys **1-3**
Signature **5-20**
Simple Menu **2-9**
Simulated Call **11-19**
Slide W paper **3-3**
SMS **5-2**
SMS Settings 5-34
SMS (sending) **5-7**
Snooze **11-8, 11-9**
Softkeys **1-8**
Software Update **17-5**
Sounds & Alerts **3-5, 16-5**
Speaker **1-2**
Specifications **17-18**
Specifications (by function) **17-19**
Basic Operations 17-19
Calling 17-19
Camera & Imaging 17-20
Connectivity & File Backup 17-22

Data Folder 17-22
Digital TV 17-20
Entertainment 17-21
Handy Extras 17-21
Internet....17-19
Memory Card 17-22
Messaging....17-19
Network....17-22
S! Applications & Widgets....17-21
Universal Operations, Etc. 17-19
Video & Music 17-20
Speed Dial/Mail 4-7, 5-20
Spinguru Menu 2-10
Standby....1-6
Standby Shortcuts....2-15
Status Icon List....1-7
Status Templates 14-2
Still images (capturing)....8-5
Easy Auto Camera 8-5
ISO Sensitivity....8-29
Long Exposure....8-29
Picture Size....8-28
Pro Auto Camera 8-5
Quick Camera 8-6
Shake Reducing....8-29
Shutter Sound 8-29
Using Various Cameras 8-8
White Balance....8-29
Still images (capturing & sending) 8-9
Still images (editing) 8-22
Additional editing options 8-32
Changing sizes 8-23
Face Arrange 8-25
Merge Panorama 8-26
Stopwatch 11-20
Strap Eyelet....1-2
Streaming 6-4
Swap Calls....4-19
System Graphics 16-3
System Sounds....16-6

T

Table of Contents....iii
Tasks....11-6
Deleting Tasks....11-7
Editing tasks....11-42
Opening Tasks 11-7
Text (editing) 3-11
Text Entry 3-6
Emoticons 3-10
Hiragana....3-8
Hiragana to Katakana/Alphanumeric Conversion 3-10
Input/Conversion 3-21
Inserting line breaks....3-21
Inserting Phone Book entry items....3-21
Inserting spaces....3-21
Katakana....3-9
Mail & Web Extensions 3-10
One-Hiragana Conversion....3-9
Personal Mode 3-8
Pictograms & Symbols 3-9
Quick Conversion 3-10
Reset Log....3-21
Search Word 3-9
Single Kanji Conversion 3-8
Switching Entry Modes 3-7
Undo conversion or recover deleted characters 3-21
Using Character Codes....3-21
Using Pager Code....3-21
When Target Word is Not Listed 3-8
Time Correction 16-2
Time Shift 7-11
Touch Panel (settings).... 2-8, 2-26
Troubleshooting....17-6
TV (watching) 7-4
AV Mode.... 7-12, 7-13
Channels (saving) 7-12
Data Broadcast (Japanese) 7-6
Help.... 7-12
Program Info.... 7-7
TV Listing (Japanese) 7-7
Using wireless Headphones.... 7-13
TV Player.... 7-9
TV programs (recording/playing) 7-8, 7-9
Details 7-16
Marker List 7-16
Markers 7-16
Memory Remaining.... 7-16
Playback Pattern 7-15
Playing split files.... 7-15
Recorded programs (deleting) 7-16
Recorded programs (renaming) 7-16
Split File 7-15
TV Reserve Prior.... 7-17
TV Timers (watching/recording) 7-10
Setting Timer via Program Info.... 7-7
Timer entries (editing/deleting).... 7-17
Timer log records (opening/deleting) 7-17
TV Alarm 7-17
Wakeup TV.... 11-10

U

USB Charge.... 1-5, 1-12
User Dictionary 3-12
Deleting entries 3-22
USIM Card.... 17-2
USIM PIN (→ PIN).... 17-2
Utility Software.... 15-16

V

Vector Pad 2-2
Vector Pad Settings 2-26
VeilView 2-22
Vibration 3-5
Video (deleting).... 9-10, 9-11
Video (downloading).... 9-4
Video (playing) 9-6, 9-8
Video (recording) 8-16

Display Size 8-31
Microphone 8-31
Record Time/Size 8-31
Shake Reducing 8-31
Video (recording & sending) 8-17
Video Calling 4-5
Remote Monitor 4-14
Video Calls (answering) 4-5
Video Calls (placing) 4-5
Viewer Position 1-2
Viewer Position (settings) 2-27
Voice Calling 4-3
Voice Calls (answering) 4-3
Voice Calls (placing) 4-3
Voice Calls (placing while abroad) 4-4
Voice Recorder 11-33
Record Time 11-49
Save and Send 11-49
Save Recording to 11-49
Voicemail 4-12, 4-13
Volume (ringtones) 16-5

W

Wakeup TV 11-10
Wallpaper 3-3
Slide W paper 3-3
Warranty 17-41
Weather Indicator 12-3
Icon Update 12-15
Manual Update 12-3
Weather 12-15
Weather Indicator List 17-17
Widgets 10-3
Wi-Fi 15-2
World Clock 11-22
WPS 15-3

Y

Yahoo! Keitai 6-3

Objectives

Accessing Secret Files/Entries
Data Folder 14-4
Messaging folders 5-13
Phone Book 3-19
Schedules/tasks 11-4
Accessing the Internet
Direct Browser 6-5
From message text 5-24
From scan results 11-50, 11-53
Media Player 9-4
PC Site Browser 6-5
RSS Feeds 6-10
Yahoo! Keitai 6-3
Browsing/Viewing
Album 8-18
Digital Media Viewer 12-5
Direct Browser 6-5
Document Viewer 11-30
e-Books 12-5
PC Site Browser 6-5
S! Information Channel 12-3
S! Quick News 12-2
Yahoo! Keitai 6-3
Calculating
Calculator 11-13
Expenses Memo 11-14
Canceling
Alarm 11-9
Answer Phone 4-4
Call Forwarding 4-13
Customized Screen 3-21
Download Dictionary 3-12
Function Lock 13-2
Hour Minder 11-23
IC Card Lock 11-16
Keypad Lock 2-19
Large Font Menu 3-2
Manner mode 2-20
Offline Mode 2-20
S! Information Channel 12-3
Secret folders 5-27, 14-4
Simple Menu 2-9
Speed Dial entries 4-7
Voicemail 4-13
Changing
Administrator Code 2-21
Font Size 3-2
Font Weight 3-2
Handset Code 2-21
Handset mail address 5-3
Network Password 4-19
PIN 13-5
Changing Ringtones
Phone Book 3-19
Ringtone/videos 3-5
Via Data Folder 14-8
Composing/Sending Messages
Feeling Mail 5-5
From Call Log records 4-17
From Internet pages 6-12
From message text 5-24
From Phone Book 3-24
From received messages 5-10
From scan results 11-50, 11-53
From Scratch Pad 3-17
From sent messages 5-29
Graphic Mail 5-6, 5-22
Inserting ASCII Art 11-32
PC Mail 5-19
S! Mail 5-4
SMS 5-7
Copying
Calculation results 11-45
Data Folder files 14-4
From text entry window 3-11
Scan results 11-51, 11-52, 11-53
Text (e-Books) 12-15
Text (Internet pages) 6-12

Text (Messaging) 5-25
Text (S! Information Channel pages) 12-15
Downloading
Content 12-4
Customized Screen 3-4
e-Books 12-5
Free content 12-4
Music 9-4
S! Applications 10-6
Video 9-4
Widgets 10-3
Exchanging Files
Bluetooth® 15-12
IC Transmission 15-10
Infrared 15-7
Mass Storage 15-16
MTP Mode 9-4
Hiding Files/Entries
Data Folder 14-4
Messaging folders 5-13
Phone Book 3-19
Schedules/tasks 11-39, 11-42
Inserting/Removing
Battery 17-4
Memory Card 14-5
USIM Card 17-3
Locking/Restricting
Application Lock 13-3
Call Log 13-3
Direct Browser 6-14
Function Control 13-4
Function Lock 13-2
Incoming/outgoing calls 4-19, 4-20
Keypad Lock 2-19
Mail records 13-3
Osaifu-Keitai® 11-16
PIN Entry 13-2
Secure Remote Lock 13-2
Managing Schedules
Calendar 11-2
Tasks 11-6
Measuring Time
Countdown Timer 11-21
Stopwatch 11-20
Notifying Phone Number
Opening My Details 2-22
Via IC Transmission 15-23
Via Infrared 15-23
Placing Calls
By entering phone numbers 4-3
From Call Log records 4-17
From Internet pages 6-12
From message text 5-24
From Phone Book 3-20
From scan results 11-50, 11-53
International calls 4-3
Speed Dial 4-7
Video Calls 4-5
While abroad 4-4
Playing
Answer Phone messages/Caller Voice 4-4
Files (Scan Barcode) 11-51
Music 9-5
Recorded TV programs 7-9
Recorded TV programs from Timer log 7-17
Split files (TV) 7-15
Streams 6-15
Video 9-6
Video (transferred from Blu-ray Disc recorders) 9-6
Voice files 11-33
Voicemail messages 4-13
Rejecting
Calls from public phones 4-11
Calls from specified numbers 4-11
Calls from unsaved numbers 4-11
Undisplayable Caller ID 4-11
Withheld Caller ID 4-11
Resetting/Formatting
All settings 16-8
Handset 16-8
Memory Card 14-6
Saving
Backup 15-18
Captured still images 8-5, 8-6, 8-8, 8-10
Draft messages 5-21
Edited still images 8-22
Files (Internet) 6-12
Files (S! Information Channel pages) 12-15
Graphic Mail templates 5-6
Mail attachments 5-24
Notepad entries 11-31
Phone Book entries 3-18
Recorded video 8-16, 8-17
Scan results 11-36, 11-50, 11-52
TV channels 7-12
Saving Phone Book Entries
Add New Entry 3-18
Data Folder files 14-8
During a call 4-16
From Call Log records 4-17
From message text 5-24
From received messages 5-24
From scan results 11-50, 11-52
Scanning
Business cards 11-36
Kanji 11-38
QR Codes 11-34
Text 11-37
Searching
Access points 15-4
Messages 3-16, 5-13
Music to download 9-4
Music to play 9-5
Notepad entries 11-49
Phone Book 3-20
Text (Internet pages) 6-12
TV program information 7-12
Video to play 9-6
Web Search 3-16

Sending via Mail
Data Folder files 5-5, 14-3
Notepad entries 11-49
QR Codes..... 11-35
Scan results.....11-51, 11-52, 11-53
Still images 8-9
URLs 6-12, 6-15
Video 8-17
Voice files 11-49
Setting Wallpaper
From attached files 5-24
From scan results 11-51
From Sound/Display menu 3-3
Via Data Folder..... 14-8
Showing in Standby
Clock/Calendar 16-4
S! Applications..... 10-6
Wallpaper 3-3
World Clock 11-22
Using as Alarm Clock
Alarm 11-8
Hour Minder..... 11-23
Wakeup TV 11-10
Using Away from Home
Alarm 11-8
Camera..... 8-2
Compass 11-26
Digital TV 7-2
Hour Minder..... 11-23
Osaifu-Keitai® 11-15
Pedometer 11-24
Pen Light 2-22
Public wireless LAN services 15-6
Scratch Pad 3-17
Search 3-16
S! GPS Navi 11-27
Voice Recorder 11-33

Warranty & Service

■ Warranty

Warranty is provided when you purchase handset.

- Check the name of distributor and date of purchase.
- Read contents and keep in a safe place.
- The warranty term is described in the warranty.

■ After-Sales Services

See **P.17-6** "Troubleshooting" before contacting SoftBank Mobile for service or repairs.

If you cannot find solutions or solve problems, contact SoftBank Mobile Customer Center, Customer Assistance (**P.17-42**) in your subscription area and provide a detailed description of the problem.

- Repairs within warranty are performed under terms and conditions described.
- Out of warranty, possible repairs are performed upon request at subscriber expense.

For other services, contact the distributor, the nearest SoftBank Shop or SoftBank Mobile Customer Center, General Information (**P.17-42**).

Replacement parts are available for 6 years after termination of production.

- SoftBank Mobile is not liable for any damages resulting from use of this product.
- SoftBank Mobile is not liable for any damages resulting from accidental loss/alteration of handset data. Keep a copy of Phone Book entries, etc. in a separate place.
- Disassembling or modifying handset may violate the Radio Law. Modified handset will not be repaired.

Customer Service

For SoftBank handset or service information, call General Information. For repairs, call Customer Assistance.

SoftBank Mobile Customer Center
From a SoftBank handset, dial toll free at **157**
for General Information or **113** for Customer Assistance

SoftBank Mobile Global Call Center
From outside Japan, dial +**81-3-5351-3491**
(International charges apply.)

Call these numbers toll free from landlines.

Subscription Area	Service Center	Phone Number
Hokkaido, Aomori, Akita, Iwate, Yamagata, Miyagi, Fukushima, Niigata, Tokyo, Kanagawa, Chiba, Saitama, Ibaraki, Tochigi, Gunma, Yamanashi, Nagano, Toyama, Ishikawa, Fukui	General Information	0088-240-157
	Customer Assistance	0088-240-113
Aichi, Gifu, Mie, Shizuoka	General Information	0088-241-157
	Customer Assistance	0088-241-113
Osaka, Hyogo, Kyoto, Nara, Shiga, Wakayama	General Information	0088-242-157
	Customer Assistance	0088-242-113
Hiroshima, Okayama, Yamaguchi, Tottori, Shimane, Tokushima, Kagawa, Ehime, Kochi, Fukuoka, Saga, Nagasaki, Oita, Kumamoto, Miyazaki, Kagoshima, Okinawa	General Information	0088-250-157
	Customer Assistance	0088-250-113