USIM Card **15-2**
About USIM Card 15-2
USIM Card Installation..... 15-3
Battery..... **15-4**
Battery Installation..... 15-4
Software Update..... **15-5**
Cleaning Handset..... **15-6**
Troubleshooting **15-7**
Key Assignments **15-9**
Pager Codes **15-11**
Pager Code List..... 15-11
Character Codes **15-12**
Character Code List..... 15-12
Weather Indicators **15-18**
Weather Indicator List 15-18
Specifications **15-19**
Memory Card Structure & Contents
.....15-24
Menu List **15-25**
Index **15-32**
Warranty & Service..... **15-40**
Customer Service **15-41**

15

Appendix

About USIM Card

USIM Card is an IC card containing customer and authentication information, including the handset number. USIM Card must be inserted to use this handset. Save Phone Book entries on USIM Card Phone Book to use them on other SoftBank handsets. Depending on the USIM Card in use, some entry items may not be supported, and some limits (character entry, etc.) may be lower.

Precautions

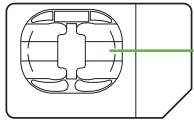

- Do not insert USIM Card into any other IC card device. SoftBank Mobile is not liable for resulting damages.
- Keep the USIM Card IC chip clean; malfunction may result. Clean with soft dry cloth.
- Do not attach labels to USIM Card. Malfunction may result.

Important

- USIM Card is the property of SoftBank Mobile.
- USIM Card will be reissued for a fee if lost or damaged.
- Return USIM Card to SoftBank Mobile upon subscription termination.
- Returned USIM Cards are recycled.
- USIM Card specifications may change without prior notice.
- Back up USIM Card files. SoftBank Mobile is not liable for lost files.
- If your USIM Card or handset (with USIM Card inserted) is lost or stolen, suspend your service immediately. For details, contact SoftBank Mobile Customer Center, General Information (**P.15-41**).

USIM PIN

4-digit code (***9999*** by default); activate PIN Entry to restrict usage.

PUK Lock

- Entering incorrect PIN three consecutive times activates PIN Lock, limiting handset use.

Canceling PIN Lock

- Contact SoftBank Mobile Customer Center, General Information (**P.15-41**) for your Personal Unblocking Key (PUK Code) and follow these steps:
  Enter PUK Code ➡ ◉ ➡ Enter new PIN ➡ ◉ ➡ Re-enter new PIN ➡ ◉
  ■ Write down PUK code.

PUK Lock

- Entering incorrect PUK Code ten consecutive times activates PUK Lock, disabling handset. Contact SoftBank Mobile Customer Center, General Information (**P.15-41**) for recovery.

USIM Card Installation

- Do not apply excessive force to insert/remove USIM Card.
- USIM Card must be inserted to use this handset.

Inserting

1 Remove battery (P.15-4)

2 Using Tab, pull out Tray as shown until it clicks

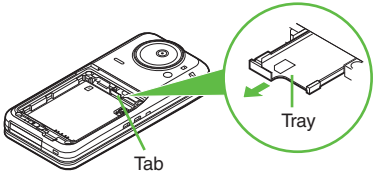

3 Slide in USIM Card with IC chip facing up

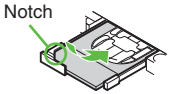

4 Push in Tray fully

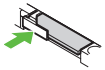

- Reinstall battery (**P.15-4**).

Removing

1 Remove battery

2 Using Tab, pull out Tray as shown until it clicks

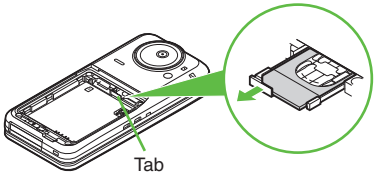

3 Lift and slide out USIM Card as shown

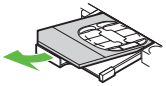

- Reinstall battery.
- Take care not to lose removed USIM Card.

After Repairs, USIM Card Replacement or Handset Upgrade/Replacement

- Some downloaded files may be inaccessible. In addition, S! Applications, BookSurfing® and Near Chat may be disabled after USIM Card replacement.

Battery Installation

About Battery

- Charge battery at least once every six months; an uncharged battery may become unusable or affect files/settings.
- Depending on usage, bulges may appear near end of battery life; this does not affect safety.
- Replace battery if operating time shortens noticeably.
- Clean device charging terminals with a dry cotton swab.
- To maintain water resistance, close Battery Cover properly.
- Battery is not waterproofed.

Lithium-ion Battery

- This product requires a lithium-ion battery. Lithium-ion batteries are a recyclable resource.
  - To recycle a used lithium-ion battery, take it to any shop displaying the symbol shown above.
  - To avoid fire or electric shock, do not short-circuit or disassemble battery.

Inserting & Removing

1 Unlock Battery Cover

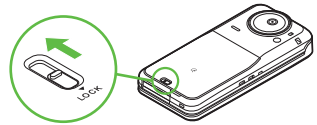

2 Remove cover

- Lift as shown.

3 Insert battery

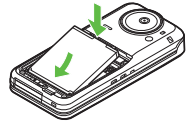

- With logo side up, fit tabs into battery cavity slots.

4 Close cover

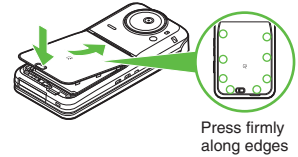

- Fit cover top into slot, then press down firmly.

5 Lock cover

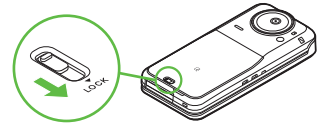

- Slide switch as shown until it clicks.
- Close cover firmly. Water may seep inside handset when there is debris between cover and base.

Removing

- Turn handset power off and lift battery as shown.

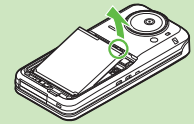

Software Update

Check for firmware updates and download as required.

Precautions

- Handset is disabled until update is complete. Update may take up to approximately 30 minutes.
- Update failure may disable handset. To reduce failure risk, make sure signal is strong and stable, and charge battery beforehand.
- Update will not start if other functions are in use. Before updating software (or before scheduled update time), end all active functions/applications.
- Disconnect USB Cable beforehand to reduce failure risk.
- Always back up important information. SoftBank Mobile cannot be held liable for damages from lost information, etc.

Updating Software

Packet transmission fees do not apply to updates (including checking, downloading and rewriting).

1. ◉ ➡ ***Settings*** ➡ ◉ ➡ **In Phone menu, *Software Update*** ➡ ◉
2. ***Software Update*** ➡ ◉

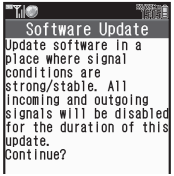

- Follow onscreen instructions.

Setting Update Period (Japanese)

In ②, *Update Period* ➡ ◉

- Follow onscreen instructions.

Update Result

In ②, *Update Result* ➡ ◉

Scheduled Update

Confirmation appears at scheduled update time. Press ◉ or wait a while for update to start.

When Updated

Update success notification appears and handset reboots.
After reboot, completion message appears and Information window opens.

Update Result

While Information window appears, *Update Result* ➡ ◉

Reboot Failure

- If handset does not return to Standby after update, turn power off, reinsert battery, then restart it. If it still does not restart, contact SoftBank Mobile Customer Center, Customer Assistance (**P.15-41**).

Cleaning Handset

Washing Handset

With Battery Cover locked, hold handset approximately 10 cm below faucet or shower head and wash with low-pressure tap water (6 liters/min. or lower) at normal temperature (5°C - 35°C). Wash with your hands, taking care not to open the covers; do not use a brush or sponge. Dry handset before use.

- Before washing handset, make sure that Battery Cover and Port Covers are closed firmly.
- Do not use a washing machine or ultrasonic cleaner.
- Do not place handset in a microwave oven to dry it. Battery/handset may leak, burst, overheat or ignite; may cause malfunction, accident or injury.
- Do not dry handset by exposing it to extreme heat (e.g., hot air from dryers, etc.); may cause warping, discoloration or damage.

Drying Handset

Dry these parts/areas after washing handset:

Hinge	Earpiece
Microphone	Speaker

1 Wipe handset surface with dry cloth

2 Holding hinge firmly by its sides, shake handset about 20 times

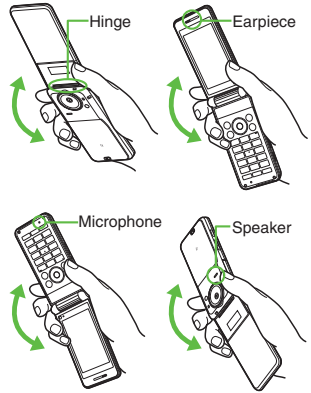

3 Pat against dry cloth to remove moisture from grooves

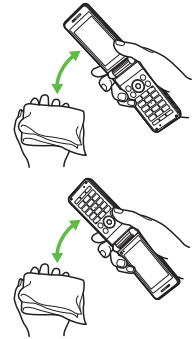

4 Leave handset on dry cloth for approximately 2 - 3 hours at room temperature

Do Not Use Wet Handset

- Voice quality may be affected, or moisture may transfer to clothes, bag, etc.
- Moisture may short-circuit External Device Port.
- Exposure to cold may freeze moisture causing malfunction.

Troubleshooting

General

Problem	Possible Cause	Solution
Handset won't turn on	Was [power] pressed long enough?	Press [power] longer.
	Battery may need to be charged or replaced.	Charge battery or install a charged battery.
	Battery may not be properly installed.	Install battery properly (**P.15-4**).
Handset won't respond	Is ***Switch On/Off*** in PIN Entry ***On***?	If ***On***, PIN is required. Enter PIN according to onscreen prompt.
Insert USIM Card **appears**	USIM Card may not be properly inserted.	Turn power off and check that USIM Card is properly inserted, then restart handset. If the message still appears, USIM may be damaged.
	The correct USIM Card may not be inserted.	Make sure the correct USIM Card is inserted. The inserted USIM Card may not be valid.
	There may be debris on IC chip/terminals.	Clean relevant parts with dry cloth and re-insert.
REFRESH **appears and handset returns to Standby**	Handset may have been dropped or subjected to shocks.	Handset failed to recognize USIM Card temporarily. This is not a malfunction.
Keypad won't respond	Keypad Lock may be active (▦ appears).	Cancel Keypad Lock (**P.1-23**).
	Function Lock may be active (🔒 appears).	Cancel Function Lock (**P.11-2**).

Problem	Possible Cause	Solution
Battery strength indicator flashes when not charging	Ambient temperature may be outside 5°C to 35°C.	Use within an ambient temperature of 5°C - 35°C.
Saved entry/folder does not appear on handset	Entry/folder may be set to Secret.	Activate Show Secret Data (**P.11-3**).
Cannot use Predictive	Show Secret Data may be active.	Cancel Show Secret Data.
Handset/AC Charger feels warm	Handset/AC Charger may warm while charging.	Unless handset/AC Charger is too hot to touch, warmth is considered normal. Always avoid prolonged skin contact to prevent burn injuries.
	Handset may warm during extended periods of use.	
	Handset may warm during Video Calls.	
Cannot access Memory Card files	Memory Card may not be properly formatted.	Use 935SH-formatted Memory Cards.
Clock settings are lost	Did you leave handset without battery?	Clock settings remain even when removing battery for replacement, etc. However, if handset is left with no battery or an exhausted one for an extended period of time (approximately one hour), Clock will need to be reset.

Charger/Battery

Problem	Possible Cause	Solution
Battery charges quickly	Remaining charge shortens charging time.	This is normal.
	Battery may be terminally exhausted or defective. (Small Light flashes red.)	Replace battery with a new one.
Battery charges slowly	Charging slows during Video Calls.	End the call to charge faster.
	Battery may be charging via USB.	Use AC Charger.
Battery won't charge	AC Charger may not be properly connected to handset.	Make sure connector is securely inserted and retry.
	AC Charger may not be firmly plugged in to AC outlet.	Remove plug from outlet, re-insert and retry.
	Battery may not be properly installed.	Install battery properly (**P.15-4**).
	Battery, AC Charger, or Charging Terminals, or Device Port may be obstructed by dust, etc.	Clean terminals, connector and Port with a dry cotton swab and retry.
	Charger, etc. may not be supported.	Use specified AC Charger, etc. only; others may damage battery.

Problem	Possible Cause	Solution
Battery Time seems shorter than usual	High power consuming operations are in use.	Keep handset closed in Standby; reduce TV, S! Application, Media Player and Camera use, and limit transmissions/external connections.
	Using handset in poor conditions may shorten Battery Time.	Avoid prolonged use of handset out-of-range or in poor signal conditions.
	Power hungry settings may be active.	Lower Brightness, select shorter Display Saving/ Backlight time, etc.

Key Assignments

Key	Kanji (Hiragana) [Double-byte]	Katakana [Double & Single-byte]	Alphanumerics [Double & Single-byte]	Numbers [Single-byte]	Character Codes
1	あいうえお ぁぃぅぇぉ	アイウエオ ｱｲｳｴｵ	@./_-1 □ (space)	1	1
2	かきくけこ	カキクケコ	ABCabc2	2	2
3	さしすせそ	サシスセソ	DEFdef3	3	3
4	たちつてとっ	タチツテトッ	GHIghi4	4	4
5	なにぬねの	ナニヌネノ	JKLjkl5	5	5
6	はひふへほ	ハヒフヘホ	MNOmno6	6	6
7	まみむめも	マミムメモ	PQRSpqrs7	7	7
8	やゆよゃゅょ	ヤユヨャュョ	TUVtuv8	8	8
9	らりるれろ	ラリルレロ	WXYZwxyz9	9	9
0	わをんー	ワヲンー	0	0	0
¥	゛ ゜	゛ ゜ -[1]	————	¥ + P (pause) ? -[2]	————
	Log, Pictogram List (double-byte), Symbol List[3]				
#	、。 ↵ (line break) ？ ！ □ (space)		,. ↵ (line break) ?! □ (space)	#	————

[1] - is available only in single-byte katakana entry.
[2] Available for phone number entry; some characters may not be enterable in some windows.
[3] May not be enterable in some windows.

Key	Kanji (Hiragana) [Double-byte]	Katakana [Double & Single-byte]	Alphanumerics [Double & Single-byte]	Numbers [Single-byte]	Character Codes
	Conversion (up)[4]	Cursor up			
	Conversion (down)[5]	Cursor down ↵ (line break)			
	Cursor left				
	Cursor right				
	Switch entry modes (except during conversion)				
	Toggle Personal Mode[6]	—	Toggle Personal Mode[6, 7]	—	
	Toggle case (for some characters)			—	
	—		Toggle mode (upper/ lower and lower case)		
	Delete one character				
	Cancel conversion	—	Cancel conversion[7]	—	Delete code
(Long)	Delete before or after cursor				
	Recover characters deleted with				
	Re-convert[8]	—	Re-convert[7, 8]	—	
	OK				
	Phonetic Conversion	—			
	Hiragana to Katakana/ Alphanumeric Conversion	—			

[4] Cursor moves up except during conversion.
[5] Cursor moves down except during conversion.
[6] Available during conversion.
[7] Available only in single-byte alphanumeric entry.
[8] Press immediately after inserting characters to re-convert them.

Pager Code List

Gray background indicates upper and lower case available. Press (#) to switch immediately after character entry.

■ Double-byte Upper Case

First Digit (Press First)	Second Digit (Press Next) 1	2	3	4	5	6	7	8	9	0
1	あ	い	う	え	お	A	B	C	D	E
2	か	き	く	け	こ	F	G	H	I	J
3	さ	し	す	せ	そ	K	L	M	N	O
4	た	ち	つ	て	と	P	Q	R	S	T
5	な	に	ぬ	ね	の	U	V	W	X	Y
6	は	ひ	ふ	へ	ほ	Z	?	!	ー	／
7	ま	み	む	め	も	¥	&		☎	*1
8	や	(	ゆ	)	よ	＊	#	Space	♥	*2
9	ら	り	る	れ	ろ	1	2	3	4	5
0	わ	を	ん	゛	゜	6	7	8	9	0

■ Single-byte Upper Case

First Digit (Press First)	Second Digit (Press Next) 1	2	3	4	5	6	7	8	9	0
1	ｱ	ｲ	ｳ	ｴ	ｵ	A	B	C	D	E
2	ｶ	ｷ	ｸ	ｹ	ｺ	F	G	H	I	J
3	ｻ	ｼ	ｽ	ｾ	ｿ	K	L	M	N	O
4	ﾀ	ﾁ	ﾂ	ﾃ	ﾄ	P	Q	R	S	T
5	ﾅ	ﾆ	ﾇ	ﾈ	ﾉ	U	V	W	X	Y
6	ﾊ	ﾋ	ﾌ	ﾍ	ﾎ	Z	?	!	-	/
7	ﾏ	ﾐ	ﾑ	ﾒ	ﾓ	¥	&		☎	*1
8	ﾔ	(	ﾕ	)	ﾖ	＊	#	Space	♥	*2
9	ﾗ	ﾘ	ﾙ	ﾚ	ﾛ	1	2	3	4	5
0	ﾜ	ﾖ	ﾝ	ﾞ	ﾟ	6	7	8	9	0

■ Double-byte Lower Case

First Digit (Press First)	Second Digit (Press Next) 1	2	3	4	5	6	7	8	9	0
1	あ	い	う	え	お	a	b	c	d	e
2						f	g	h	i	j
3						k	l	m	n	o
4			っ			p	q	r	s	t
5						u	v	w	x	y
6						z				
7										*1
8	や		ゆ		よ					*2
9										
0				、	。					

■ Single-byte Lower Case

First Digit (Press First)	Second Digit (Press Next) 1	2	3	4	5	6	7	8	9	0
1	ｱ	ｲ	ｳ	ｴ	ｵ	a	b	c	d	e
2						f	g	h	i	j
3						k	l	m	n	o
4			ｯ			p	q	r	s	t
5						u	v	w	x	y
6						z				
7										*1
8	ﾔ		ｭ		ﾖ					*2
9										
0				,	.					

*1 Press 7 0 to insert ↵ (line break) in mail message text, Notepad, etc.
*2 Press 8 0 to toggle upper and lower case modes.

Character Code List

First Three Digits	Last Digit 0	1	2	3	4	5	6	7	8	9
010		Space	。	゛	゜	､	･	：	；	？
011	！	゛	”	〉	〈	《	》	―	＼	／
012	＋	－	±	×	÷	＝	≠	＜	＞	≦
013	≧	∞	∴	♂	♀	°	′	″	℃	￥
014	$	¢	£	%	#	&	*	@	§	☆
015	★	○	●	◎	◇	◆	□	■	△	▲
016	▽	▼	※	〒	→	←	↑	↓	゛	゜
017	∈	∋	⊆	⊇	⊂	⊃	∪	∩	∧	∨
018	¬	⇒	⇔	∀	∃	∠	⊥	⌒	∂	∇
019	≡	≒	≪	≫	√	∽	∝	∵	∫∫	∫
020	♯	♭	♪	†	‡	¶	Å	‰	◯	
021										
022										
023										
024										
026										
027										
028										
029										
031							0	1	2	3
032	4	5	6	7	8	9				
033				A	B	C	D	E	F	G
034	H	I	J	K	L	M	N	O	P	Q
035	R	S	T	U	V	W	X	Y	Z	
036						a	b	c	d	e
037	f	g	h	i	j	k	l	m	n	o
038	p	q	r	s	t	u	v	w	x	y
039	z									
040		ぁ	あ	い	ぅ	う	え	お	か	が
041	き	ぎ	く	ぐ	け	げ	こ	ご	さ	ざ
042	し	じ	す	ず	せ	ぜ	そ	ぞ	た	だ
043	ち	ぢ	っ	つ	て	で	と	ど	な	に
044	ぬ	ね	の	は	ば	ぱ	ひ	び	ぴ	ふ
045	ぶ	ぷ	へ	べ	ぺ	ほ	ぼ	ぽ	ま	み
046	む	め	も	ゃ	や	ゅ	ゆ	ょ	よ	ら

First Three Digits	Last Digit 0	1	2	3	4	5	6	7	8	9
047	ゆ	ょ	よ	ら	り	る	れ	ろ	わ	わ
048	ゐ	ゑ	を	ん						
050		ァ	ア	ィ	イ	ゥ	ウ	ェ	エ	ォ
051	オ	カ	ガ	キ	ギ	ク	グ	ケ	ゲ	コ
052	ゴ	サ	ザ	シ	ジ	ス	ズ	セ	ゼ	ソ
053	ゾ	タ	ダ	チ	ヂ	ッ	ツ	テ	デ	ト
054	ド	ナ	ニ	ヌ	ネ	ノ	ハ	バ	パ	ヒ
055	ビ	ピ	フ	ブ	プ	ヘ	ベ	ペ	ホ	ボ
056	ポ	マ	ミ	ム	メ	モ	ャ	ヤ	ュ	ユ
057	ョ	ヨ	ラ	リ	ル	レ	ロ	ヮ	ワ	ヰ
058	ヱ	ヲ	ン	ヴ	ヵ	ヶ				
060		A	B	Γ	Δ	E	Z	H	Θ	I
061	K	Λ	M	N	Ξ	O	Π	P	Σ	T
062	Υ	Φ	X	Ψ	Ω					
063				α	β	γ	δ	ε	ζ	η
064	θ	ι	κ	λ	μ	ν	ξ	ο	π	ρ
065	σ	τ	υ	φ	χ	ψ	ω			
070		Ａ	Б	В	Г	Д	Ｅ	Ё	Ж	З
071	И	Й	К	Л	М	Н	О	П	Р	С
072	Т	Ｕ	Ф	Х	Ц	Ч	Ш	Щ	Ъ	Ы
073	Ь	Ｅ	Ю	Я						
074										ａ
075	б	в	г	д	ｅ	ё	ж	з	и	й
076	к	л	м	н	о	п	р	с	т	у
077	ф	х	ц	ч	ш	щ	ъ	ы	ь	э
078	ю	я								
080										
081										
082										
083										
044										
045										
046		亜	唖	娃	阿	哀	愛	挨	姶	逢

First Three Digits	Last Digit 0	1	2	3	4	5	6	7	8	9
161	葵	茜	穐	悪	握	渥	旭	葦	芦	鯵
162	梓	圧	斡	扱	宛	姐	虻	飴	絢	綾
163	鮎	或	粟	袷	安	庵	按	暗	案	闇
164	鞍	杏								
					い					
164			以	伊	位	依	偉	囲	夷	委
165	威	尉	惟	意	慰	易	椅	為	畏	異
166	移	維	緯	胃	萎	衣	謂	違	遺	医
167	井	亥	域	育	郁	磯	一	壱	溢	逸
168	稲	茨	芋	鰯	允	印	咽	員	因	姻
169	引	飲	淫	胤	蔭					
170		院	陰	隠	韻	吋				
					う					
170						右	宇	烏	羽	
171	迂	雨	卯	鵜	窺	丑	碓	臼	渦	嘘
172	唄	欝	蔚	鰻	姥	厩	浦	瓜	閏	噂
173	云	運	雲							
					え					
173			荏	餌	叡	営	嬰	影	映	
174	曳	栄	永	泳	洩	瑛	盈	穎	頴	英
175	衛	詠	鋭	液	疫	益	駅	悦	謁	越
176	閲	榎	厭	円	園	堰	奄	宴	延	怨
177	掩	援	沿	演	炎	焔	煙	燕	猿	縁
178	艶	苑	薗	遠	鉛	鴛	塩			
					お					
178							於	汚	甥	
179	凹	央	奥	往	応					
180		押	旺	横	欧	殴	王	翁	襖	鴬
181	鴎	黄	岡	沖	荻	億	屋	憶	臆	桶
182	牡	乙	俺	卸	恩	温	穏	音		
					か					
182								下	化	
183	仮	何	伽	価	佳	加	可	嘉	夏	嫁
184	家	寡	科	暇	果	架	歌	河	火	珂
185	禍	禾	稼	箇	花	苛	茄	荷	華	菓
186	蝦	課	嘩	貨	迦	過	霞	蚊	俄	峨
187	我	牙	画	臥	芽	蛾	賀	雅	餓	駕

First Three Digits	Last Digit 0	1	2	3	4	5	6	7	8	9
188	介	会	解	回	塊	壊	廻	快	怪	悔
189	恢	懐	拐	改						
190		魁	晦	械	海	灰	界	皆	絵	芥
191	蟹	開	階	貝	凱	劾	外	該	鎧	害
192	慨	概	涯	碍	蓋	街	該	鎧	骸	浬
193	馨	蛙	垣	柿	蛎	鈎	劃	嚇	各	廓
194	拡	撹	格	核	殻	獲	確	穫	覚	角
195	赫	較	郭	閣	隔	革	学	岳	楽	額
196	顎	掛	笠	樫	橿	梶	鰍	潟	割	喝
197	恰	括	活	渇	滑	葛	褐	轄	且	鰹
198	叶	椛	樺	鞄	株	兜	竈	蒲	釜	鎌
199	噛	鴨	栢	茅	萱					
200		粥	刈	苅	瓦	乾	侃	冠	寒	刊
201	勘	勧	巻	喚	堪	姦	完	官	寛	干
202	幹	患	感	慣	憾	換	敢	柑	桓	棺
203	款	歓	汗	漢	澗	潅	環	甘	監	看
204	竿	管	簡	緩	缶	翰	肝	艦	莞	観
205	諫	貫	還	鑑	間	閑	関	陥	韓	館
206	舘	丸	含	岸	巌	玩	癌	眼	岩	翫
207	贋	雁	頑	顔	願					
					き					
207				企	伎	危	喜	器		
208	基	奇	嬉	寄	岐	希	幾	忌	揮	机
209	旗	既	期	棋	棄					
210		機	帰	毅	気	汽	畿	祈	季	稀
211	紀	徽	規	記	貴	起	軌	輝	飢	騎
212	鬼	亀	偽	儀	妓	宜	戲	技	擬	欺
213	犠	疑	祇	義	蟻	誼	議	掬	菊	鞠
214	吉	吃	喫	桔	橘	詰	砧	杵	黍	却
215	客	脚	虐	逆	丘	久	仇	休	及	吸
216	宮	弓	急	救	朽	求	汲	泣	灸	球
217	究	窮	笈	級	糾	給	旧	牛	去	居
218	巨	拒	拠	挙	渠	虚	許	距	鋸	漁
219	禦	魚	亨	享	京					
220		供	侠	僑	兇	競	共	凶	協	匡
221	卿	叫	喬	境	峡	強	彊	怯	恐	恭
222	挟	教	橋	況	狂	狭	矯	胸	脅	興

First Three Digits	Last Digit 0	1	2	3	4	5	6	7	8	9
223	蕎	郷	鏡	響	饗	驚	仰	凝	尭	暁
224	業	局	曲	極	玉	桐	粁	僅	勤	均
225	巾	錦	斤	欣	欽	琴	禁	禽	筋	緊
226	芹	菌	衿	襟	謹	近	金	吟	銀	
					く					
226										九
227	倶	句	区	狗	玖	矩	苦	躯	駆	駈
228	駒	具	愚	虞	喰	空	偶	寓	遇	隅
229	串	櫛	釧	屑	屈					
230		掘	窟	沓	靴	轡	窪	熊	隈	粂
231	栗	繰	桑	鍬	勲	君	薫	訓	群	軍
232	郡									
					け					
232		卦	袈	祁	係	傾	刑	兄	啓	圭
233	珪	型	奚	形	径	恵	慶	慧	憩	掲
234	携	敬	景	桂	渓	畦	稽	系	経	継
235	繋	罫	茎	荊	蛍	計	詣	警	軽	頚
236	鶏	芸	迎	鯨	劇	戟	撃	激	隙	桁
237	傑	欠	決	潔	穴	結	血	訣	月	件
238	倹	倦	健	兼	券	剣	喧	圏	堅	嫌
239	建	憲	懸	拳	捲					
240		検	権	牽	犬	献	研	硯	絹	県
241	肩	見	謙	賢	軒	遣	鍵	険	顕	験
242	鹸	元	原	厳	幻	弦	減	源	玄	現
243	絃	舷	言	諺	限					
					こ					
243					乎	個	古	呼	固	
244	姑	孤	己	庫	弧	戸	故	枯	湖	狐
245	糊	袴	股	胡	菰	虎	誇	跨	鈷	雇
246	顧	鼓	五	互	伍	午	呉	吾	娯	後
247	御	悟	梧	檎	瑚	碁	候	倖	誤	醐
248	乞	鯉	交	佼	侯	公	光			功
249	効	勾	厚	坑	向					
250		后	喉	坑	垢	好	孔	孝	宏	工
251	巧	巷	幸	広	庚	康	弘	恒	慌	抗
252	拘	控	攻	昂	晃	更	杭	校	梗	構
253	江	洪	浩	港	溝	甲	皇	硬	稿	糠
254	紅	紘	絞	綱	耕	考	肯	肱	腔	膏
255	航	荒	行	衡	講	貢	購	郊	酵	鉱
256	砿	鋼	閤	降	項	香	高	鴻	剛	劫

First Three Digits	Last Digit 0	1	2	3	4	5	6	7	8	9
257	号	合	壕	拷	濠	豪	轟	麹	克	刻
258	告	国	穀	酷	鵠	黒	獄	漉	腰	甑
259	忽	惚	骨	狛	込					
260		此	頃	今	困	坤	墾	婚	恨	懇
261	昏	昆	根	梱	混	痕	紺	艮	魂	
					さ					
261										些
262	佐	叉	唆	嵯	左	差	査	沙	瑳	砂
263	詐	鎖	裟	坐	座	挫	債	催	再	最
264	哉	塞	妻	宰	彩	才	採	栽	歳	済
265	災	采	犀	砕	砦	祭	斎	細	菜	裁
266	載	際	剤	在	材	罪	財	冴	坂	阪
267	堺	榊	肴	咲	崎	埼	碕	鷺	作	削
268	咋	搾	昨	朔	柵	窄	策	索	錯	桜
269	鮭	笹	匙	冊	刷					
270		察	拶	撮	擦	札	殺	薩	雑	皐
271	鯖	捌	錆	鮫	皿	晒	三	傘	参	山
272	惨	撒	散	桟	燦	珊	産	算		蚕
273	讃	賛	酸	餐	斬	暫	残			
					し					
273								仕	仔	伺
274	使	刺	司	史	嗣	四	士	始	姿	示
275	子	屍	市	師	志	思	指	支	孜	斯
276	施	旨	枝	止	死	氏	獅	祠	私	糸
277	紙	紫	肢	脂	至	視	詞	詩	試	誌
278	諮	資	賜	雌	飼	歯	事	似	侍	児
279	字	寺	慈	持	時					
280		次	滋	治	爾	璽	痔	磁	示	而
281	耳	自	蒔	辞	七	叱	執	失	嫉	室
282	軸	宍	雫	七	叱	実	膳	蔑	空	悉
283	湿	漆	櫛	質	舎	謝	車	遮	蛇	邪
284	屡	蕊	縞	舎	写	射	捨	赦	斜	煮
285	社	紗	者	謝	車	遮	蛇	邪	借	勺
286	尺	杓	灼	爵	酌	釈	錫	若	寂	弱
287	惹	主	取	守	首	手	朱	殊	狩	珠
288	腫	趣	酒	収	州	儒	受	呪	授	樹
289	綬	需	囚	収	州	修	愁	拾	洲	秀
290		宗	就	州	臭	舟	集	蒐	衆	襲
291	終	縮	習	臭	酬	集	醜	什	住	充
292	輯	週	酋							

First Three Digits	Last Digit 0	1	2	3	4	5	6	7	8	9
293	従	戎	柔	汁	渋	獣	縦	重	銃	叔
294	夙	宿	淑	祝	春	瞬	竣	舜	駿	純
295	述	俊	峻	春	瞬	竣	舜	駿	純	循
296	旬	楯	殉	淳	準	潤	盾	純	巡	遵
297	醇	順	処	初	所	暑	曙	渚	庄	緒
298	署	書	薯	藷	諸	助	叙	女	序	徐
299	恕		鋤	除	傷	償				
300		勝	匠	升	召	哨	商	唱	嘗	奨
301	妾	娼	宵	将	小	少	尚	庄	床	廠
302	彰	承	抄	招	掌	捷	昇	昌	昭	晶
303	松	梢	樟	樵	沼	消	渉	湘	焼	焦
304	照	症	省	硝	礁	祥	称	章	笑	粧
305	紹	肖	菖	蒋	蕉	衝	裳	訟	証	詔
306	詳	象	賞	醤	鉦	鍾	障	鞘	上	丈
307	丈	丞	乗	冗	剰	城	場	壌	嬢	常
308	情	擾	条	杖	浄	状	畳	穣	蒸	譲
309	醸	錠	嘱	埴	飾					
310		拭	植	殖	燭	織	職	色	触	食
311	蝕	辱	尻	伸	信	侵	唇	娠	寝	審
312	心	慎	振	新	森	榛	浸	深	申	
313	疹	真	神	秦	紳	臣	芯	薪	親	診
314	身	辛	進	針	震	人	仁	刃	塵	壬
315	尋	甚	尽	腎	訊	迅	陣	靭		
					す					
315								笥	諏	
316	須	酢	図	厨	逗	吹	垂	帥	推	水
317	炊	睡	粋	翠	衰	遂	酔	錐	錘	随
318	瑞	髄	崇	嵩	数	枢	趨	雛	据	杉
319	椙	菅	頗	雀	裾					
320		澄	摺	寸						
					せ					
320				世	瀬	畝	是	凄	制	
321	勢	姓	征	性	成	政	整	星	晴	棲
322	栖	正	清	牲	生	盛	精	聖	声	製
323	西	誠	誓	請	逝	醒	青	静	斉	税
324	脆	隻	席	惜	戚	斥	昔	析	石	積
325	籍	績	責	赤	跡	蹟	碩	切	拙	舌
326	接	摂	折	設	窃	節	説	雪	絶	千
327	蝉	仙	先	千	占	宣	専	尖	川	戦
328	扇	撰	栓	栓	泉	浅	洗	染	潜	煎

First Three Digits	Last Digit 0	1	2	3	4	5	6	7	8	9
329	煽	旋	穿	箭	線					
330		繊	羨	腺	舛	船	薦	詮	賤	践
331	選	遷	銭	銑	閃	鮮	前	善	漸	然
332	全	禅	繕	膳	糎					
					そ					
332				噌	塑	岨	措	曾		
333	曾	楚	狙	疎	疎	礎	祖	粗	素	
334	組	蘇	訴	阻	遡	鼠	僧	創	双	叢
335	倉	喪	壮	奏	爽	宋	層	匝	惣	想
336	捜	掃	痛	葬	操	早	巣	槍	槽	
337	漕	燥	争	瘦	相	窓	糟	総	綜	聡
338	草	荘	葬	蒼	藻	装	走	送	遭	鎗
339	霜	騒	像	増	憎					
340		臓	蔵	贈	造	促	側	則	即	息
341	捉	束	測	足	速	俗	属	賊	族	続
342	卒	袖	其	揃	存	孫	尊	損	村	遜
					た					
343	他	多	太	汰	詑	唾	堕	妥	惰	打
344	柁	舵	楕	陀	駄	騨	体	堆	対	耐
345	岱	帯	待	怠	態	戴	替	泰	滞	胎
346	腿	苔	袋	貸	退	逮	隊	黛	鯛	代
347	台	大	第	醍	醐	濃	瀧	瀧	卓	啄
348	宅	托	択	拓	沢	濯	琢	託	鐸	濁
349	諾	茸	凧	蛸	只					
350		叩	但	達	辰	奪	脱	巽	竪	辿
351	棚	谷	狸	鱈	樽	誰	丹	単	嘆	坦
352	担	探	旦	歎	淡	湛	炭	短	端	箪
353	綻	耽	胆	蛋	誕	鍛	団	壇	弾	断
354	暖	檀	段	男	談					
					ち					
354				値	知	地	弛	恥		
355	智	池	痴	稚	置	致	蜘	遅	馳	築
356	畜	竹	筑	蓄	逐	秩	窒	茶	嫡	着
357	中	仲	宙	忠	抽	昼	柱	注	虫	衷
358	註	酎	鋳	駐	樗	瀦	猪	苧	著	貯
359	丁	兆	凋	喋	寵					
360		帖	帳	庁	弔	張	彫	徴	懲	挑
361	暢	朝	潮	牒	町	眺	聴	脹	腸	蝶
362	調	諜	超	跳	銚	長	頂	鳥	勅	捗
363	直	朕	沈	珍	賃	鎮	陳			

First Three Digits	Last Digit 0	1	2	3	4	5	6	7	8	9
	つ									
363								津	墜	椎
364	槌	追	鎚	痛	通	塚	栂	掴	槻	佃
365	漬	柘	辻	蔦	綴	鍔	椿	潰	坪	壷
366	嬬	紬	爪	吊	釣	鶴				
	て									
366					亭	低	停	偵		
367	剃	貞	呈	堤	定	帝	底	庭	廷	弟
368	悌	抵	挺	提	梯	汀	碇	禎	程	締
369	艇	訂	諦	蹄	逓					
370		邸	鄭	釘	鼎	泥	摘	擢	敵	滴
371	的	笛	適	鏑	溺	哲	徹	撤	轍	迭
372	鉄	典	填	天	展	店	添	纏	甜	貼
373	転	顛	点	伝	殿	澱	田	電		
	と									
373								兎	吐	
374	堵	塗	妬	屠	徒	斗	杜	渡	登	菟
375	賭	途	都	鍍	砥	砺	努	度	土	奴
376	怒	倒	党	冬	凍	刀	唐	塔	塘	套
377	宕	島	嶋	悼	投	搭	東	桃	梼	棟
378	盗	淘	湯	涛	灯	燈	当	痘	祷	等
379	答	筒	糖	統	到					
380		董	蕩	藤	討	謄	豆	踏	逃	透
381	鐙	陶	頭	騰	闘	働	動	同	堂	導
382	憧	撞	洞	瞳	童	胴	萄	道	銅	峠
383	鴇	匿	得	徳	涜	特	督	禿	篤	毒
384	独	読	栃	橡	凸	突	椴	届	鳶	苫
385	寅	酉	瀞	噸	屯	惇	敦	沌	豚	遁
386	頓	呑	曇	鈍						
	な									
386				奈	那	内	乍	凪	薙	
387	謎	灘	捺	鍋	楢	馴	縄	畷	南	楠
388	軟	難	汝							
	に									
388			二	尼	弐	迩	匂	賑	肉	
389	虹	廿	日	乳	入					
390		如	尿	韮	任	妊	忍	認		
	ぬ～の									
390								濡	禰	
391	祢	寧	葱	猫	熱	年	念	捻	撚	燃

First Three Digits	Last Digit 0	1	2	3	4	5	6	7	8	9
392	粘	乃	廼	之	埜	嚢	悩	濃	納	能
393	脳	膿	農	覗	蚤					
	は									
393					巴	把	播	覇	杷	
394	波	派	琶	破	婆	罵	芭	馬	俳	廃
395	拝	排	敗	杯	盃	牌	背	肺	輩	配
396	倍	培	媒	梅	楳	煤	狽	買	売	賠
397	陪	這	蝿	秤	矧	萩	伯	剥	博	拍
398	柏	泊	白	箔	粕	舶	薄	迫	曝	漠
399	爆	縛	莫	駁	麦					
400		函	箱	硲	箸	肇	筈	櫨	幡	肌
401	畑	畠	八	鉢	溌	発	醗	髮	伐	罰
402	抜	筏	閥	鳩	噺	塙	蛤	隼	伴	判
403	半	反	叛	帆	搬	斑	板	氾	汎	版
404	犯	班	畔	繁	般	藩	販	範	釆	煩
405	頒	飯	挽	晩	番	盤	磐	蕃	蛮	
	ひ									
405									匪	斐
406	卑	否	妃	庇	彼	悲	扉	批	披	斐
407	比	泌	疲	皮	碑	秘	緋	罷	肥	被
408	誹	費	避	非	飛	樋	簸	備	尾	微
409	枇	毘	琵	眉	美					
410		鼻	柊	稗	匹	疋	髭	彦	膝	菱
411	肘	弼	必	畢	筆	逼	桧	姫	媛	紐
412	百	謬	俵	彪	標	漂	瓢	票	表	
413	評	豹	廟	描	病	秒	苗	錨	鋲	蒜
414	蛭	鰭	品	彬	斌	浜	瀕	貧	賓	頻
415	敏	瓶								
	ふ									
415				不	付	埠	夫	婦	富	冨	布
416	府	怖	扶	敷	斧	普	浮	父	符	腐
417	膚	芙	譜	負	賦	赴	阜	附	侮	撫
418	武	舞	葡	蕪	部	封	楓	風	葺	蹈
419	伏	副	復	幅	服					
420		福	腹	複	覆	淵	弗	払	沸	仏
421	物	鮒	分	吻	噴	墳	憤	扮	焚	奮
422	粉	糞	紛	雰	文	聞				
	へ									
422						丙	併	兵	塀	
423	幣	平	弊	柄	並	蔽	閉	陛	米	頁

First Three Digits	Last Digit 0	1	2	3	4	5	6	7	8	9
424	僻	壁	癖	碧	別	瞥	蔑	箆	偏	変
425	片	篇	編	辺	返	遍	便	勉	娩	弁
426	鞭									
	ほ									
426		保	舗	鋪	圃	捕	歩	甫	補	輔
427	穂	募	墓	慕	戊	暮	母	簿	菩	倣
428	俸	包	呆	報	奉	宝	峰	峯	崩	庖
429	抱	捧	放	方	朋					
430		法	泡	烹	砲	縫	胞	芳	萌	蓬
431	蜂	褒	訪	豊	邦	鋒	飽	鳳	鵬	乏
432	亡	傍	剖	坊	妨	帽	忘	忙	房	暴
433	望	某	棒	冒	紡	肪	膨	謀	貌	貿
434	鉾	防	吠	頬	暴	僕	卜	墨	撲	朴
435	牧	睦	穆	釦	勃	没	殆	堀	幌	奔
436	本	翻	凡	盆						
	ま									
436					摩	磨	魔	麻	埋	妹
437	昧	枚	毎	哩	槙	幕	膜	枕	鮪	柾
438	鱒	桝	亦	俣	又	抹	末	沫	迄	侭
439	繭	麿	万	慢	満					
440		漫	蔓							
	み									
440			味	未	魅	巳	箕	岬	密	
441	蜜	湊	蓑	稔	脈	妙	粍	民	眠	
	む									
441										務
442	夢	無	牟	矛	霧	鵡	椋	婿	娘	
	め									
442									冥	
443	名	命	明	盟	迷	銘	鳴	姪	牝	滅
444	免	棉	綿	緬	面	麺				
	も									
444						摸	模	茂	妄	
445	孟	毛	猛	盲	網	耗	蒙	儲	木	黙
446	目	杢	勿	餅	尤	戾	籾	貰	問	悶
447	紋	門	匁							
	や									
447			也	冶	夜	爺	耶	野	弥	
448	矢	厄	役	約	薬	訳	躍	靖	柳	薮
449	鑓									

First Three Digits	Last Digit 0	1	2	3	4	5	6	7	8	9
	ゆ									
449		愉	愈	油	癒					
450		諭	輸	唯	佑	優	勇	友	有	幽
451	悠	憂	揖	有	柚	湧	涌	猶	猷	由
452	祐	裕	誘	遊	邑	郵	雄	融	夕	
	よ									
452										予
453	余	与	誉	輿	預	傭	幼	妖	容	庸
454	揚	揺	擁	曜	楊	様	洋	溶	熔	用
455	窯	羊	耀	葉	蓉	要	謡	踊	遥	陽
456	養	慾	抑	欲	沃	浴	翌	翼	淀	
	ら									
456										羅
457	螺	裸	来	莱	頼	雷	洛	絡	落	酪
458	乱	卵	嵐	欄	濫	藍	蘭	覧		
	り									
458									利	吏
459	履	李	梨	理	璃					
460		痢	裏	裡	里	離	陸	律	率	立
461	律	掠	略	劉	流	溜	琉	留	硫	粒
462	隆	竜	龍	侶	慮	旅	虜	了	亮	僚
463	両	凌	寮	料	梁	涼	猟	療	瞭	稜
464	糧	良	諒	遼	量	陵	領	力	緑	倫
465	厘	林	淋	燐	琳	臨	輪	隣	鱗	麟
	る～れ									
466	瑠	塁	涙	累	類	令	伶	例	冷	励
467	嶺	怜	玲	礼	苓	鈴	隷	零	霊	麗
468	齢	暦	歴	列	劣	烈	裂	廉	恋	憐
469	漣	煉	簾	練	聯					
470		蓮	連	錬						
	ろ									
470				呂	魯	櫓	炉	賂	路	
471	露	労	婁	廊	弄	朗	楼	榔	浪	漏
472	牢	狼	篭	老	聾	蝋	郎	六	麓	禄
473	肋	録	論							
	わ									
473				倭	和	話	歪	賄	脇	惑
474	枠	鷲	亙	亘	鰐	詫	藁	蕨	椀	湾
475	碗	腕								
476										

First Three Digits	Last Digit 0	1	2	3	4	5	6	7	8	9
477										
478										
479										
480		弋	丐	丕	个	丱	丶	并	丿	乂
481	乖	乘	亡	乩	豫	亳	仟	伉	于	亞
482	亟	仂	亢	京	亥	亻	舒	从	仄	仆
483	仂	仗	他	仃	倏	伏	佗	佻	佩	佩
484	伯	佝	佗	佳	來	例	侈	俏	俎	俑
485	俏	俑	佯	俐	倍	儘	倫	俺	俑	倦
486	倆	倅	倅	俶	倒	倩	倬	倨	俯	倦
487	倦	倆	倦	倦	倩	倚	倬	俾	倦	倆
488	偃	偢	假	做	傳	偃	傲	偃	偃	偷
489	傀		僉	僊	傳	儉	儻	僞	僥	僭	僭	僭
490			僨	僵	儉	儻	儁	儻	儕	儕	儕	儻
491	僮	儘	儻	儼	儻	儻	儻	儻	儻	儻
492	儡	儺	儼	儼	儻	兮	冀	冤	兀	冗
493	兢	競	兩	兼	冤	冗	冂	冠	冢	冪
494	冏	冑	冓	冶	冲	凭	凋	冽	凇	凜
495	冫	几	處	凡	刪	刮	刮	刮	刎	刺
496	刎	刮	剔	剪	劈	剿	剿	剿	剿	劍
497	劍	劍	劈	劈	辨	辨	辨	劬	劭	勤
498	勤	勤	勤	勤	勤	勤	勤	勤	勤	勞
499	勞	勞	勞	勞	勞	勞	勞	勞	勞	勞
500		勞	勞	勞	勞	勞	勞	勞	勞	勞
501	勞	勞	勞	勞	勞	勞	勞	勞	勞	勞
502	勞	勞	勞	勞	勞	勞	勞	勞	勞	勞
503	勞	勞	勞	勞	勞	勞	勞	勞	勞	勞
504	勞	勞	勞	勞	勞	勞	勞	勞	勞	勞
505	勞	勞	勞	勞	勞	勞	勞	勞	勞	勞
506	勞	勞	勞	勞	勞	勞	勞	勞	勞	勞
507	勞	勞	勞	勞	勞	勞	勞	勞	勞	勞
508	勞	勞	勞	勞	勞	勞	勞	勞	勞	勞
509	勞	勞	勞	勞	勞	勞	勞	勞	勞	勞
510	勞	勞	勞	勞	勞	勞	勞	勞	勞	勞
511	勞	勞	勞	勞	勞	勞	勞	勞	勞	勞
512	勞	勞	勞	勞	勞	勞	勞	勞	勞	勞
513	勞	勞	勞	勞	勞	勞	勞	勞	勞	勞
514	勞	勞	勞	勞	勞	勞	勞	勞	勞	勞
515	勞	勞	勞	勞	勞	勞	勞	勞	勞	勞
516	勞	勞	勞	勞	勞	勞	勞	勞	勞	勞

First Three Digits	Last Digit 0	1	2	3	4	5	6	7	8	9
517	嚀	嚷	嚼	嚮	嚶	囀	囂	囁	囂	囂
518	囑	囑	囉	囉	囉	囉	囑	囑	嚴	囂
519	囹	圄	圉	圖	圉					
520		圈	國	圍	圓	團	圖	嗇	圜	圣
521	圢	圾	坎	圻	址	坏	坩	埀	垈	坡
522	坿	垉	垓	垠	垳	垢	垢	垣	垛	垝
523	垝	垣	垤	垪	垫	垓	垠	垳	垢	垣
524	垢	垢	垢	垢	垢	垢	垢	垢	垢	垢
525	垢	垢	垢	垢	垢	垢	垢	垢	垢	垢
526	垢	垢	垢	垢	垢	垢	垢	垢	垢	垢
527	垢	垢	垢	垢	垢	垢	垢	垢	垢	垢
528	垢	垢	垢	垢	垢	垢	垢	垢	垢	垢
529	垢	垢	垢	垢	垢	垢	垢	垢	垢	垢
530		妍	妁	妝	妞	妣	妞	妞	妞	妞
531	妞	妞	妞	妞	妞	妞	妞	妞	妞	妞
532	妞	妞	妞	妞	妞	妞	妞	妞	妞	妞
533	妞	妞	妞	妞	妞	妞	妞	妞	妞	妞
534	妞	妞	妞	妞	妞	妞	妞	妞	妞	妞
535	妞	妞	妞	妞	妞	妞	妞	妞	妞	妞
536	學	宀	宀	宀	宀	宀	宀	宀	宀	宀
537	寔	寔	寔	寔	寔	寔	寔	寔	寔	寔
538	寶	寶	寶	寶	寶	寶	寶	寶	寶	寶
539	尹	尸	尸	尸	尸	尸	尸	尸	尸	尸
540		屐	屏	屢	屢	屬	屬	屬	屬	屬
541	岑	岑	岑	岑	岑	岑	岑	岑	岑	岑
542	岑	岑	岑	岑	岑	岑	岑	岑	岑	岑
543	岑	岑	岑	岑	岑	岑	岑	岑	岑	岑
544	岑	岑	岑	岑	岑	岑	岑	岑	岑	岑
545	岑	岑	岑	岑	岑	岑	岑	岑	岑	岑
546	岑	岑	岑	岑	岑	岑	岑	岑	岑	岑
547	岑	岑	岑	岑	岑	岑	岑	岑	岑	岑
548	岑	岑	岑	岑	岑	岑	岑	岑	岑	岑
549	廁	廁	廁	廁	廁	廁	廁	廁	廁	廁
550		廖	廣	廣	廳	廳	廳	廢	廢	廢
551	廬	廬	廬	廬	廬	廬	廬	廬	廬	廬
552	彝	弋	弋	弓	弓	弓	弓	弓	弓	弓
553	彎	彎	彎	彎	彎	彎	彎	彎	彎	彎
554	彎	彎	彎	彎	彎	彎	彎	彎	彎	彎
555	彎	彎	彎	彎	彎	彎	彎	彎	彎	彎
556	彎	彎	彎	彎	彎	彎	彎	彎	彎	彎

First Three Digits	Last Digit 0	1	2	3	4	5	6	7	8	9
557	怕	怫	怦	怏	怏	怏	怏	怏	怏	怏
558	恊	恆	恍	恣	恤	恤	恤	恬	恬	恬
559	悁	悍	悅	悃	悚	悚	悚	悚	悚	悚
560		悄	悛	悖	悖	悅	悅	悅	悅	悅
561	惠	惓	悴	忰	悴	惆	悵	悵	惘	惘
562	愆	惶	惷	愀	惴	惴	惴	惴	惴	惴
563	愍	愎	愎	愎	愎	愎	愎	愎	愎	愎
564	愴	愴	愴	愴	愴	愴	愴	愴	愴	愴
565	慴	慴	慴	慴	慴	慴	慴	慴	慴	慴
566	慙	慙	慙	慙	慙	慙	慙	慙	慙	慙
567	應	懷	懷	懈	懃	懊	懲	懲	懲	懲
568	懣	懷	懶	懺	懺	懺	懺	懺	懺	懺
569	戎	戎	戎	戔	戛					
570			戛	戡	戡	戰	戰	戰	戰	戰
571	扞	扣	扛	扠	扨	扭	扭	扶	扶	扶
572	扒	扒	拉	拗	拐	拗	拗	拗	拗	拗
573	拆	拆	擔	拈	拜	拌	拊	拂	拇	拋
574	拏	拈	拱	挂	挂	挂	挂	挂	挂	挂
575	捍	搜	捏	掖	掎	掀	掀	掉	掣	掩
576	掉	掟	掄	捫	捫	據	揩	揀	揀	揀
577	揀	揀	揀	揀	揀	揀	揀	揀	揀	揀
578	攝	攝	攝	攝	攝	攝	攝	攝	攝	攝
579	撓	撥	撩	撈	撈	撼				
580		據	擒	擅	擇	擅	擅	擅	擅	擅
581	擧	擠	擡	抬	擣	擯	擯	擯	擯	擯
582	擺	攀	攀	攀	攘	攘	攘	攘	攘	攘
583	攵	攷	攻	攻	攻	攻	攻	攻	攻	攻
584	敲	敲	敲	敲	敲	敲	敲	敲	敲	敲
585	斷	旃	旃	旁	旃	旋	旋	旋	旋	旋
586	旡	旱	呆	昊	昊	昊	昊	昊	昊	昊
587	易	晏	晄	晉	晉	晉	晉	晉	晉	晉
588	晟	晢	晰	晰	晷	暈	暎	暉	暘	暘
589	暨	暨	暨	暨	暨	暨	暨	暨	暨	暨
590		曄	曉	曉	曉	曉	曉	曉	曉	曉
591	曳	曷	朏	朗	朗	朗	朗	朗	朗	朗
592	朵	杁	杰	杰	杰	杰	杰	杰	杰	杰
593	杰	杰	杰	杰	杰	杰	杰	杰	杰	杰
594	枷	柯	枴	柬	柬	柬	柬	柬	柬	柬
595	柢	柮	枹	柎	柱	柱	柱	柱	柱	柱
596	桀	栲	栲	栲	栲	栲	栲	栲	栲	栲

First Three Digits	Last Digit 0	1	2	3	4	5	6	7	8	9
597	梟	梏	梭	梔	條	梆	梃	檮	梹	桴
598	梵	梠	梓	梠	梠	梠	梠	梠	梠	梠
599	梱	棒	棍	棒	棍					
600		棒	棒	棕	棕	棕	椒	椒	接	棗
601	棹	棠	棣	棧	檢	椿	椪	椪	椪	椪
602	楷	楷	楷	楸	楸	楷	楷	楷	楷	楷
603	楷	楷	楷	楷	楷	楷	楷	楷	楷	楷
604	楷	楷	楷	楷	楷	楷	楷	楷	楷	楷
605	楷	楷	楷	楷	楷	楷	楷	楷	楷	楷
606	楷	楷	楷	楷	楷	楷	楷	楷	楷	楷
607	楷	楷	樊	樊	樊	樊	樊	樊	樊	樊
608	樊	樊	樊	樊	樊	樊	樊	樊	樊	樊
609	樊	樊	樊	樊	樊					
610		欒	欒	欒	欒	欒	欒	欒	欒	欒
611	欒	欒	欒	欒	欒	欒	欒	欒	欒	欒
612	欒	欒	欒	欒	欒	欒	欒	欒	欒	欒
613	歡	歐	歡	歡	歡	歡	歡	歡	歸	歹
614	殀	殄	殃	殍	殘	殆	殞	殤	殪	殫
615	殯	殲	殲	殺	殷	殺	毋	毓	毫	氈
616	毬	毫	毫	毬	毬	氈	氏	氣	氛	氤
617	氣	汞	汲	汪	汰	汪	沂	沁	沁	沛
618	汾	汨	汝	沐	沈	沈	沈	沈	沈	沈
619	泅	沂	沮	沱	沾					
620		泗	泛	泯	泗	泗	泗	泗	泗	泗
621	洽	洽	洽	洽	洽	洽	洽	洽	洽	洽
622	浚	浹	浙	涎	涕	濤	涅	淹	渕	渕
623	涵	淇	淦	涸	淤	淆	淆	淤	淚	淚
624	淚	淺	淚	淤	淫	渣	淋	淚	淮	淵
625	渙	渡	湟	渾	渕	淋	淚	淚	淳	淳
626	湃	渺	渟	渤	滿	渝	渤	渤	渤	渤
627	渤	渤	渤	渤	渤	渤	渤	渤	渤	渤
628	渤	渤	渤	渤	渤	渤	渤	渤	渤	渤
629	滲	漱	滯	漲	滌					
630		漾	漓	滷	澆	潺	潸	澁	澀	潯
631	潛	潛	潭	潯	潼	潘	澎	潘	濂	潦
632	澳	澣	澡	澤	澹	澹	濆	濕	濟	濕
633	濟	濟	濟	濟	濟	濟	濟	濟	濟	濟
634	瀏	濾	瀛	瀚	瀦	瀝	瀘	瀟	瀑	瀾
635	瀲	灑	灣	炙	烙	烏	烽	焜	焙	煥
636	炮	烟	烋	烝	烙	焉	烽	焜	焙	煥

First Three Digits	Last Digit 0	1	2	3	4	5	6	7	8	9
637	熙	熈	煕	煢	煌	煮	煬	熏	燻	熄
638	煩	熨	熬	爛	熹	熾	燒	燉	燔	燎
639	燠	燬	燧	燵	燼					
640		爇	燿	爍	爐	爛	爨	爭	爬	爰
641	爲	爻	爼	爿	牀	牽	牆	牋	牘	牴
642	犂	犁	犇	犒	犖	犢	犧	犹	狀	狃
643	狆	狀	狎	狒	狗	狙	狹	狷	狻	猁
644	猗	猊	猜	猖	猝	猴	猯	猩	猥	猾
645	獎	獏	默	獗	獪	獨	獰	獸	獵	獻
646	獺	玩	玻	玲	珀	珉	珖	琺	瑁	瑤
647	琅	瑯	琥	琶	琺	琿	瑕	瑾	璋	璞
648	瑁	瑜	瑩	瑰	瑣	瑪	瑶	瑾		
649	璧	瓊	瓏	瓔						
650		甑	瓣	甜	瓶	甍	甚	甦	甞	廼
651	瓷	甄	甃	甲	匏	甑	甦	甕	甞	畳
652	畩	畤	畤	畧	畫	畭	畸	當	畺	畷
653	畩	畫	畭	畸	當	疆	疇	畴	畴	畴
654	疉	疉	疉	疔	疚	疣	疤	疝	疳	疳
655	痃	疵	疽	疼	疼	痍	痒	痒	痙	痙
656	痣	痞	痾	痍	痙	痒	痰	痺	痲	痲
657	瘋	瘍	瘉	瘟	瘠	瘡	瘢	瘤	瘴	瘧
658	瘰	瘻	癇	癒	瘻	癘	癈	癡	癢	癨
659	癩	癪	癧	癬	癲					
660		癲	癶	癸	發	皀	皎	皐	皐	皎
661	皖	皓	皆	皎	皰	皺	皺	皹	皺	盃
662	盍	盖	盒	盞	盡	盥	盧	盪	盪	盼
663	眈	眇	眄	眩	眤	眞	眞	眥	眦	眷
664	眈	睇	睡	睨	睫	瞋	瞋	睥	睿	睿
665	瞎	瞋	瞑	瞠	瞰	瞰	瞶	瞹	瞿	瞼
666	瞽	瞻	瞞	矍	矗	矚	矚	矜	矣	矮
667	砌	砒	礦	砧	礪	碪	碎	砒	礪	磋
668	碚	磔	碣	碩	碣	磔	磑	磑	磔	磔
669	碾	磧	磨	磅	磊	磐				
670		磧	磚	磧	磚	磧	磚	磧	磯	磯
671	磯	祀	祠	祇	祟	祚	祕	祓	祺	祿
672	禊	禍	禧	齋	禪	禮	禳	禹	禹	禹
673	禮	禍	秘	秣	秧	稍	稍	稍	稍	稍
674	稟	稟	稱	稻	稾	稷	穡	穡	穡	穡
675	穢	穩	穡	穰	穹	穿	窈	窗	窕	窘
676	窖	窩	竈	窰	窶	窶	竄	窿	窿	窶

First Three Digits	Last Digit 0	1	2	3	4	5	6	7	8	9
677	竊	竝	竝	竚	竝	竝	竚	竝	竝	竢
678	竦	竭	竭	竟	竟	竟	竟	竟	竟	竟
679	笞	笥	笨	笑	笑					
680		笹	笄	笋	笋	笙	笑	笑	笹	笹
681	筍	筰	筱	筬	筍	箘	箘	箘	箘	箘
682	箚	箋	箒	箒	箏	箏	箙	箋	篁	篌
683	篁	篌	篝	篠	篠	篠	篠	篠	篠	篠
684	篠	篠	篥	篳	篳	篳	篳	篳	篳	篳
685	篳	篳	篳	篶	篶	篶	篶	篶	篶	篶
686	篶	篶	篶	篶	篶	篶	篶	篶	篶	篶
687	粭	粟	粟	粟	粟	粟	粟	粟	粟	粟
688	粟	粟	粟	粟	粟	粟	粟	粟	粟	粟
689	糲	糲	糲	糲	糲	糲	糲	糲	糲	糲
690		紂	紂	紂	紂	紂	紂	紂	紂	紂
691	紂	紂	紂	紂	紂	紂	紂	紂	紂	紂
692	紂	紂	紂	紂	紂	紂	紂	紂	紂	紂
693	紂	紂	紂	紂	紂	紂	紂	紂	紂	紂
694	紂	紂	紂	紂	紂	紂	紂	紂	紂	紂
695	紂	紂	紂	紂	紂	紂	紂	紂	紂	紂
696	紂	紂	紂	紂	紂	紂	紂	紂	紂	紂
697	紂	紂	紂	紂	紂	紂	紂	紂	紂	紂
698	紂	紂	紂	紂	紂	紂	紂	紂	紂	紂
699	紂	紂	紂	紂	紂	紂	紂	紂	紂	紂
700		罅	罅	罅	罅	罅	罅	罅	罅	罅
701	罅	罅	罅	罅	罅	罅	罅	罅	罅	罅
702	罅	罅	罅	罅	罅	罅	罅	罅	罅	罅
703	罅	罅	罅	罅	罅	罅	罅	罅	罅	罅
704	罅	罅	罅	罅	罅	罅	罅	罅	罅	罅
705	罅	罅	罅	罅	罅	罅	罅	罅	罅	罅
706	罅	罅	罅	罅	罅	罅	罅	罅	罅	罅
707	罅	罅	罅	罅	罅	罅	罅	罅	罅	罅
708	罅	罅	罅	罅	罅	罅	罅	罅	罅	罅
709	罅	罅	罅	罅	罅	罅	罅	罅	罅	罅
710	罅	罅	罅	罅	罅	罅	罅	罅	罅	罅
711	罅	罅	罅	罅	罅	罅	罅	罅	罅	罅
712	罅	罅	罅	罅	罅	罅	罅	罅	罅	罅
713	罅	罅	罅	罅	罅	罅	罅	罅	罅	罅
714	罅	罅	罅	罅	罅	罅	罅	罅	罅	罅
715	罅	罅	罅	罅	罅	罅	罅	罅	罅	罅
716	罅	罅	罅	罅	罅	罅	罅	罅	罅	罅

First Three Digits	Last Digit 0	1	2	3	4	5	6	7	8	9
717	艷	艸	艾	芍	芒	芫	芟	芻	芬	苡
718	苣	苟	苟	苴	苺	苺	苺	苺	苻	苹
719	苞	茆	苜	茉	苙					
720		茖	茵	茺	茹	荑	荀	茱	茨	荐
721	茯	茫	茯	荔	莅	莚	莚	莚	莚	莖
722	莫	莎	莇	莊	荼	莵	荳	荔	莠	莉
723	莨	菴	萓	菫	菎	菽	萃	菘	萊	菲
724	萹	萇	萢	菲	萍	萼	萠	萠	萠	萠
725	萩	萠	萠	萠	萠	萠	萠	萠	萠	萠
726	萠	萠	萠	萠	萠	萠	萠	萠	萠	萠
727	萠	萠	萠	萠	萠	萠	萠	萠	萠	萠
728	萠	萠	萠	萠	萠	萠	萠	萠	萠	萠
729	萠	萠	萠	萠	萠	萠	萠	萠	萠	萠
730		萠	萠	萠	萠	萠	萠	萠	萠	萠
731	萠	萠	萠	萠	萠	萠	萠	萠	萠	萠
732	萠	萠	萠	萠	萠	萠	萠	萠	萠	萠
733	萠	萠	萠	萠	萠	萠	萠	萠	萠	萠
734	萠	萠	萠	萠	萠	萠	萠	萠	萠	萠
735	萠	萠	萠	萠	萠	萠	萠	萠	萠	萠
736	萠	萠	萠	萠	萠	萠	萠	萠	萠	萠
737	萠	萠	萠	萠	萠	萠	萠	萠	萠	萠
738	萠	萠	萠	萠	萠	萠	萠	萠	萠	萠
739	萠	萠	萠	萠	萠	萠	萠	萠	萠	萠
740		蠑	蠑	蠑	蠑	蠑	蠑	蠑	蠑	蠑
741	蠑	蠑	蠑	蠑	蠑	蠑	蠑	蠑	蠑	蠑
742	蠑	蠑	蠑	蠑	蠑	蠑	蠑	蠑	蠑	蠑
743	蠑	蠑	蠑	蠑	蠑	蠑	蠑	蠑	蠑	蠑
744	蠑	蠑	蠑	蠑	蠑	蠑	蠑	蠑	蠑	蠑
745	蠑	蠑	蠑	蠑	蠑	蠑	蠑	蠑	蠑	蠑
746	蠑	蠑	蠑	蠑	蠑	蠑	蠑	蠑	蠑	蠑
747	蠑	蠑	蠑	蠑	蠑	蠑	蠑	蠑	蠑	蠑
748	蠑	蠑	蠑	蠑	蠑	蠑	蠑	蠑	蠑	蠑
749	蠑	蠑	蠑	蠑	蠑					
750		襦	襦	襦	襦	襦	襦	襦	襦	襦
751	襦	襦	襦	襦	襦	襦	襦	襦	襦	襦
752	覺	覺	覺	覺	覺	覺	覺	覺	覺	覺
753	訃	訖	訐	訌	訛	訛	訛	訛	訛	訛
754	訛	訛	訛	訛	訛	訛	訛	訛	訛	訛
755	誨	誠	誠	誠	誦	誦	誦	誣	誣	誣
756	誣	誤	誤	誤	誤	誤	誤	誤	誤	誤

First Three Digits	Last Digit 0	1	2	3	4	5	6	7	8	9
757	誦	誤	誤	誤	誤	誤	誤	誤	誤	誤
758	誤	誤	誤	誤	誤	誤	誤	誤	誤	誤
759	誤	誤	誤	誤	誤					
760		誤	誤	誤	誤	誤	誤	誤	誤	誤
761	誤	誤	誤	誤	誤	誤	誤	誤	誤	誤
762	誤	誤	誤	誤	誤	誤	誤	誤	誤	誤
763	誤	誤	誤	誤	誤	誤	誤	誤	誤	誤
764	誤	誤	誤	誤	誤	誤	誤	誤	誤	誤
765	誤	誤	誤	誤	誤	誤	誤	誤	誤	誤
766	誤	誤	誤	誤	誤	誤	誤	誤	誤	誤
767	誤	誤	誤	誤	誤	誤	誤	誤	誤	誤
768	誤	誤	誤	誤	誤	誤	誤	誤	誤	誤
769	誤	誤	誤	誤	誤					
770		誤	誤	誤	誤	誤	誤	誤	誤	誤
771	誤	誤	誤	誤	誤	誤	誤	誤	誤	誤
772	誤	誤	誤	誤	誤	誤	誤	誤	誤	誤
773	誤	誤	誤	誤	誤	誤	誤	誤	誤	誤
774	誤	誤	誤	誤	誤	誤	誤	誤	誤	誤
775	誤	誤	誤	誤	誤	誤	誤	誤	誤	誤
776	誤	誤	誤	誤	誤	誤	誤	誤	誤	誤
777	誤	誤	誤	誤	誤	誤	誤	誤	誤	誤
778	誤	誤	誤	誤	誤	誤	誤	誤	誤	誤
779	誤	誤	誤	誤	誤					
780		誤	誤	誤	誤	誤	誤	誤	誤	誤
781	誤	誤	誤	誤	誤	誤	誤	誤	誤	誤
782	誤	誤	誤	誤	誤	誤	誤	誤	誤	誤
783	誤	誤	誤	誤	誤	誤	誤	誤	誤	誤
784	誤	誤	誤	誤	誤	誤	誤	誤	誤	誤
785	誤	誤	誤	誤	誤	誤	誤	誤	誤	誤
786	誤	誤	誤	誤	誤	誤	誤	誤	誤	誤
787	誤	誤	誤	誤	誤	誤	誤	誤	誤	誤
788	誤	誤	誤	誤	誤	誤	誤	誤	誤	誤
789	誤	誤	誤	誤	誤					
790		誤	誤	誤	誤	誤	誤	誤	誤	誤
791	誤	誤	誤	誤	誤	誤	誤	誤	誤	誤
792	誤	誤	誤	誤	誤	誤	誤	誤	誤	誤
793	誤	誤	誤	誤	誤	誤	誤	誤	誤	誤
794	誤	誤	誤	誤	誤	誤	誤	誤	誤	誤
795	誤	誤	誤	誤	誤	誤	誤	誤	誤	誤
796	閔	閔	閖	閖	閖	閏	閏	閏	閏	閏

First Three Digits	Last Digit 0	1	2	3	4	5	6	7	8	9
797	鬮	鬣	闊	濶	闃	鬮	闌	闕	闔	闖
798	關	闡	闥	闘	阡	阨	阮	阯	陂	陌
799	陏	陋	陷	陜	陞					
800		陝	陟	陦	陲	陬	隘	隕	隗	隈
801	險	隧	隱	隲	隰	隴	隶	隸	隹	雎
802	雋	雉	雍	襍	雜	霍	雕	雹	霄	霆
803	霈	霓	霎	霑	霏	霖	霙	霤	霪	霭
804	靄	靉	靆	靄	靠	靈	靂	靉	靜	靠
805	靤	靦	靨	勒	靫	靱	靭	靹	鞅	靼
806	鞁	靺	鞄	鞆	鞋	鞐	鞜	鞨	鞩	鞀
807	鞴	韃	韆	韈	韋	韜	韭	齏	韲	竟
808	韻	韵	頏	頌	頸	頤	頡	頷	頽	顆
809	顏	顋	顫	顯	顰					
810		顱	顴	顳	颪	颯	颱	颶	飄	飃
811	飆	飩	飫	餃	餉	餒	餔	餘	餡	餝
812	餞	餤	餠	餬	餮	餽	餾	饂	饉	饅
813	饐	饋	饑	饒	饌	饗	馗	馘	馥	馭
814	馮	馼	駟	駛	駝	駘	駑	駭	駮	駱
815	駲	駻	駸	騁	騏	騅	駢	騙	騫	騷
816	驅	驂	驀	驃	騾	驕	驍	驛	驗	驟
817	驢	驥	驤	驩	驫	骯	骨	骸	骼	髀
818	髏	髑	髓	體	髞	髟	髢	髣	髦	髯
819	髫	髮	髴	髱	髷					
820		髻	鬆	鬘	鬚	鬟	鬢	鬣	鬥	鬧
821	鬨	鬩	鬪	鬯	鬲	魁	魂	魄	魏	魍
822	魎	魑	魘	魴	鮓	鮑	鮖	鮗	鮟	鮠
823	鮨	鮴	鯀	鯊	鮹	鯆	鯏	鯑	鯒	鯣
824	鰡	鰈	鰒	鰕	鮸	鯵	鯲	鯱	鯰	鰹
825	鯷	鰺	鯽	鰌	鰆	鰈	鰒	鰊	鰄	鰮
826	鰛	鰥	鰤	鰠	鰯	鰳	鰺	鱶	鰻	鰐
827	鰧	鰮	鰳	鱸	鳧	鳬	鳩	鳰	鴉	鳶
828	鴟	鴆	鴻	鴦	鶯	鴣	鴟	鵄	鴕	鴛
829	鴒	鴿	鴾	鵆	鵈					
830		鵝	鵞	鵤	鵑	鵐	鵙	鵲	鶉	鶇
831	鶫	鵯	鵺	鶚	鶤	鶩	鶲	鷄	鷁	鶻
832	鶸	鶺	鷆	鷏	鷂	鶴	鷑	鷕	鷦	鷨
833	鷔	鷯	鷽	鸛	鸞	鹵	鹹	鹽	麁	麈
834	麋	麌	麒	麕	麗	麝	麥	麩	麸	麪
835	麭	靡	黌	黎	黏	黐	黔	黜	點	黝
836	黠	黥	黨	黯	黴	黶	黷	黹	黻	黼

First Three Digits	Last Digit 0	1	2	3	4	5	6	7	8	9
837	黽	鼇	鼈	皷	鼕	鼡	鼬	鼾	齊	齒
838	齔	齣	齟	齠	齡	齲	齶	齬	齪	齷
839	齲	齶	龕	龜	龠					
840		堯	槇	遙	瑤	凜	熙			

First Three Digits	Last Digit 0	1	2	3	4	5	6	7	8	9
130		①	②	③	④	⑤	⑥	⑦	⑧	⑨
131	⑩	⑪	⑫	⑬	⑭	⑮	⑯	⑰	⑱	⑲
132	⑳	Ⅰ	Ⅱ	Ⅲ	Ⅳ	Ⅴ	Ⅵ	Ⅶ	Ⅷ	Ⅸ
133	Ⅹ		ミリ	キロ	センチ	メートル	グラム	トン	アール	ヘクタール
134	リットル	ワット	カロリー	ドル	セント	パーセント	ミリバール	ページ	mm	cm
135	km	mg	kg	cc	㎡					
136				㎜	″		No.	KK.	TEL	㊤
137	㊥	㊦	㊧	㊨	㈱	㈲	㈹	㍻	〒	㍼
138	∵	∩	∫	∮	Σ	√	⊥	∠	∟	⊿
139			∪							

First Three Digits	Last Digit 0	1	2	3	4	5	6	7	8	9

First Three Digits	Last Digit 0	1	2	3	4	5	6	7	8	9

Weather Indicator List

■Basic Status

	Clear skies (day)
	Clear skies (night)
	Cloudy
	Rain
	Snow
	Thunder showers
0%	Chance of rain: 0%
10%	Chance of rain: 10%
20%	Chance of rain: 20%
30%	Chance of rain: 30%
40%	Chance of rain: 40%
50%	Chance of rain: 50%
60%	Chance of rain: 60%
70%	Chance of rain: 70%
80%	Chance of rain: 80%
90%	Chance of rain: 90%
100%	Chance of rain: 100%
	Then
	Partly/chance of

■Pollen Count

	Low
	Moderate
	High
	Extreme

■Cherry Blossom

	Flowering
	Almost full bloom
	Full bloom
	Beginning of petal fall

■Fall Foliage

	No color change
	Colors appearing
	Peak
	Defoliating

■Ultraviolet

	Low
	Moderate
	High
	Extreme

■Typhoon

	Forming
	Approaching
	Caution necessary

■Other

	Heavy rain
	Gale
	Notification

Specifications

SoftBank 935SH

Weight*	132 g
Continuous Talk Time*	230 minutes (3G) 220 minutes (GSM)
Continuous Standby Time*	300 hours (3G) 270 hours (GSM) (handset closed)
Charging Time (power off)*	AC Charger: 135 minutes In-Car Charger: 140 minutes
Dimensions (W x H x D)*	50 x 108 x 15.4 mm (handset closed, without protruding parts)
Maximum Output	0.25 W (3G) 2.0 W (GSM)

*Approximate value.

- Above values calculated with battery installed.
- Continuous Talk Time is an average measured with a new, fully charged battery, in strong signal conditions without moving handset.
- Continuous Standby Time is an average measured with a new, fully charged battery, with handset closed without calls or operations, in strong signal conditions without moving handset. In Japan (3G service area), the value is calculated with IP Service Setting, Decoration Call, S! Appli Notification Setting and Mobile Widget Notification Setting set to ***Off***.
- Talk Time/Standby Time may vary by environment, status, settings, etc.
- Display employs precision technology, however, some pixels may appear brighter/darker.

Handset Materials

Parts	Materials & Finishing
Housing (Display side, Keypad side)	Nylon resin/SUS (insert-molded)/ Discontinuous deposition/UV painting
Housing (Keypad side hinge), Side Keys (Volume Up Key, Volume Down Key, Shutter Key)	PC resin/UV painting
Housing (Keypad back), hinge rotation stopper, Battery Cover	Nylon resin/UV painting
Housing (Display back)	Aluminum/Anodized aluminum/UV painting
External Display panel	PC/UV hard coating/ Translucent aluminum deposition (back)/Back printing
External Display panel ornament	ABS/UV painting
Camera ornament panel (including Infrared Port, camera lens)	Acrylic resin/Back printing
Display window	PC-Acrylic hybrid material/Back printing
Center Key, Multi Selector, Mail Key, Yahoo! Keitai Key, Shortcuts & A/a Key, TV & Text Key, Start Key, Clear/Back Key, Power On/Off Key, Keypad, Dictionary Key, Multi Job & Manner Key, Camera Key	UV curing resin/Back printing
External Device Port Cover, Headphone Port Cover	PC resin/Elastomer/ Discontinuous deposition/UV painting
Charging Terminals	SUS/Gold plating (sealer: nickel)
Screws (Display side)	SWCH16A/Trivalent chromate
Screws (Keypad side, battery side bottom)	SWCH12A/Trivalent chromate (white)
Screws (battery side center)	SWCH16A/Trivalent chromate (black)
USIM pin	Copper alloy/Gold plating (sealer: nickel)
USIM Tray	POM

Accessories

Battery

Voltage	3.7V
Battery Type	Lithium-ion
Capacity	710 mAh
Dimensions (W x H x D)*	37.7 x 46.9 x 4.2 mm (without protruding parts)

*Approximate value.

Desktop Holder

Input Voltage/ Current	DC 5.4V/700 mA
Output Voltage/ Current	DC 5.4V/700 mA
Charging Temperature	5°C to 35°C
Dimensions (W x H x D)*	131.5 x 29 x 46 mm

*Approximate value.

Getting Started

Standby Shortcut

Savable Items	30 per sheet

Basic Operations

Text Entry

User Dictionary	250 entries (5 per reading) Word: 30 characters Reading: 8 hiragana
Acquire Dictionary	5 dictionaries
Paste List	10 text strings
Recoverable Deleted Characters	30,720 single-byte characters
Dictionary	Meikyo Japanese Dictionary: Approximately 47,100 words/phrases Genius English-Japanese Dictionary: Approximately 45,700 words/phrases Genius Japanese-English Dictionary: Approximately 55,800 words/phrases

Phone Book

Entry	1,000 entries
Name/Reading	Last/First: 32 characters each
Phone Number	5 numbers (32 digits each)
Mail Address	5 addresses (128 characters each)
Category	16 Categories
Address	Postal Code: 20 characters Country: 32 characters Others: 64 characters each
Office	Office Name/Division/Post: 32 characters each
Homepage	1,024 bytes
Note	256 characters
Mail Groups	20 Groups (20 members each) Group name: 16 characters

Calling

Dialed Numbers	Dialed Numbers: 30 records Dialed Ranking: 10 records
Received Calls	30 records
Answer Phone/ Caller Voice	20 messages or 90 seconds
Auto Answer List	10 numbers
Decoration Call	100 KB including 20 characters
Speed Dial/Mail	100 numbers/addresses

Messaging

Memory	Received Msg.	10 MB or 3,000 messages
	Drafts	5 MB (or 1,000 messages for Sent Messages)
	Sent Messages	
	Unsent Messages	
	Templates	80 MB (shared with Data Folder and S! Appli Library)
PC Mail/S! Mail Subject	512 single-byte characters	
PC Mail/S! Mail Message	Approximately 30,000 single-byte characters	
SMS Message	160 single-byte alphanumerics	
Auto Resend	2 times	
Attachment	20 files or 1 MB*	
Send Reservation	10 messages	
Signature	256 single-byte characters	
Recipient	20 numbers/addresses	
Folder	20 folders (20 sort keys each)	
Chat Folders	Memory	300 messages per folder
	Folder	10 folders (20 members each)
Graphic Mail	1 sound or Flash® file, or 40 images/ My Pictograms (with 1 sound or Flash® file)	
Auto Reply	20 numbers/addresses (20 digits or 256 single-byte characters each)	
Anti Spam Measures	Individual	20 entries
	Permitted List	20 entries

*Limit may be lower depending on message text, etc.

PC Mail Settings

PC Mail Account	Account	3 accounts
	Account Name	20 characters
Set Receiving	User Name	128 characters
	Password	40 characters
	ReceivingServer	128 characters
	Port Number	1 to 65535
Set Sending	Sender Name	20 characters
	Mail Address	128 characters
PC Mail DL	Individual Address	20 addresses

Yahoo! Keitai & PC Site Browser

Download	Yahoo! Keitai	300 KB per page
		10 MB for progressive downloads
	PC Site Browser	1 MB per file
History	300 pages	
URL Entry Log	10 URLs	
Bookmarks & Saved Pages	100 pages	
Tab	3 tabs at one time	
Input Memory	20 entries	
Streaming History	20 URLs	
RSS Feeds	30 entries (60 KB per entry)	

Digital TV

Recorded File	ISDB-T mobile Video profile (SD-Video standard)	
Recording Time (example)	Handset	Approximately 30 minutes
	Memory Card	Approximately 80 minutes on 256 MB Memory Card
Marker	99 Markers (10 per file)	
Split File	99 portions per file	
Time Shift Recording	30 minutes	
Reservation List	5 entries (4 hours each on 1 GB Memory Card)	

Camera & Imaging

Mobile Camera

Effective Pixels	8.0 Megapixels
Auto Shut-off Time	Approximately 3 minutes

Photo Camera

Zoom	1x - 20.4x	
Picture Size (W x H dots)	8M	2448 x 3264
	5M	1944 x 2592
	3M	1536 x 2048
	Full HD	1080 x 1920
	Wallpaper	480 x 854
	VGA	480 x 640
	QVGA	240 x 320
Scanner Image Size (W x H dots)	Free, 1200 x 640, 480 x 1488, 1280 x 960	
File Format	JPEG	
Memory	Approximately 30 files (at 8M, High Quality) on handset with no other files	
File Name	yymmdd_hhmmss	
Shooting Distance	Macro: 10 cm	
Background Save	3 files	
Face Auto Focus	VGA or larger	
Other	Use 40 KB or smaller transparent PNG files as Frames	

Video Camera

Zoom	1x - 5.1x	
Record Size (W x H dots)	Extended Video	864 x 480 (Wide)
		640 x 480 (VGA)
		320 x 240 (QVGA)
		176 x 144 (QCIF)
		128 x 96 (SubQCIF)
	For Message	320 x 240 (QVGA)
		176 x 144 (QCIF)
		128 x 96 (SubQCIF)
File Format	3GP	
Recording Capacity per Shot	Extended Video	Approximately 30 minutes* on Memory Card
	For Message	1 MB or 295 KB
File Name	yymmdd_hhmmss	
Recording Distance	1.5 m in good light	
Still Image Capture	3 images	
Recording Pause Supported	QVGA or larger	

*Varies with handset usage, location or settings.

Editing Images

Picture Editor	Resize (W x H dots)	Wallpaper (480 x 854) Power On/Off (480 x 854) Incoming Call (320 x 320) Alarm (480 x 208) Pictogram (96 x 96) VGA (480 x 640) QVGA (240 x 320) Cut
	Retouch	52 x 52 dots or larger JPEG/PNG images
	Paste	16 characters
	Correction	52 x 52 dots or larger JPEG/PNG images
Composite	Merge Panorama	JPEG images between W 48 x H 64 dots and 240 x 320 dots

Media Player

Supported Formats	WMA (.wma), AAC (.mp4/.3gp/.m4a), Secure AAC (SD-Audio standard) (Some files may not play depending on sampling frequency and bit rate)	
All Music List	Music	Shows up to 350 files each
	Chaku-Uta®	
	WMA	
	SD AUDIO	Shows up to 999 files

S! Applications

Memory	100 items or 80 MB (shared with Messaging Templates folder and other folders in Data Folder)
Remote Control	Approximately 5 m

Handy Extras

PIM/Lifestyle

Calendar*/ Tasks	300 entries, Subject: 32 characters Description: 128 characters Location: 16 characters Set Holiday: 10 holidays
Alarms	5 entries, Subject: 9 characters
Wakeup TV	Auto Shut-off: Approximately 30 minutes
Calculator	999,999,999,999
Expenses Memo	30 entries (999,999.99 yen each)
Osaifu-Keitai®	Remote Lock password: 5 - 16 single-byte alphanumerics

*Preset holidays are based on Japanese calendar as of March 2009.

Clocks/Gauges

Stopwatch	23 hours 59 minutes 59.9 seconds in 0.1-second increments Lap time: 4 records	
Countdown Timer	99 minutes 59 seconds in 1-second increments	
World Clock	City name: 16 characters	
Pedometer	Today's Walking	Steps: 99,999
		Time: 23 hours 59 minutes 59 seconds
		Exercise: 71.9 Ex
		Calories: 9,999.9 kcal
		Distance: 179.9 km
		Fat burned: 999.9 g
	Log	2 years
		Daily view: 9,999 steps per hour
		Weekly view: 99,999 steps per day
Pedometer	Accumulated Data	All Days: 999 days
		Steps: 99,999,999
		Time: 99,999 hours 59 minutes 59 seconds
		Exercise: 99,999.9 Ex
		Calories: 9,999,999.9 kcal
		Distance: 999,999.9 km
		Fat burned: 999,999.9 g
	Average	Steps: 99,999
		Time: 23 hours 59 minutes 59 seconds
		Exercise: 71.9 Ex
		Calories: 9,999.9 kcal
		Distance: 179.9 km
		Fat burned: 999.9 g

Doc./Rec.

Document Viewer	Supported Formats	PDF (.pdf) Microsoft® Excel® (.xls) Microsoft® Word (.doc) Microsoft® PowerPoint® (.ppt)
	File Size	10 MB
Notepad	500 entries (8,192 characters each)	
Voice Recorder	For Message	Approximately 10 minutes (message size limit: 1 MB) or 3 minutes (message size limit: 300 KB) per file
	Extended Voice	99 hours 59 minutes 59 seconds
Scan Barcode (Continuous Mode)	UPC/JAN	50 codes
	QR Code	16 codes
Create QR Code	Equivalent of 513 digits, 311 alphanumerics or 131 kanji	
Scan Text	256 characters	

Entertainment & Communication

Mobile Widget

Savable Items	4 widgets (S! Quick News & S! Friend's Status: 1, others: 3) per sheet x 4 sheets

S! Quick News

Savable Items	Special: 1 item News Flash: 1 item General: 4 items

e-Books

Text Copy	20 characters

S! Friend's Status

Member	30 members
My Status	Name: 7 characters Comment: 15 characters Status Label: 4 characters
Status Templates	Template name: 12 characters

S! Circle Talk

Participant	11 members
Speak Time	30 seconds each
Member List	30 entries (10 members per Group)

Blog Tool

Blog Details	5 entries	
Blog Title	16 characters	
Blog Settings (Mail)	Email Address	128 characters
	Title	32 characters
	Text	128 characters
	Picture Size	S (320 x 320) M (640 x 640) L (1024 x 1024) Send
Blog Settings (Yahoo! Keitai & PC Site Browser)	URL for Posting	1,024 characters
	URL for Viewing	1,024 characters

Data Folder

Memory	80 MB (shared with Messaging Templates folder and S! Appli Library)

Memory Card

Backup File Name	yymmddXX* (XX: 2 digits/alphabets)

*yymmdd for Contents Keys.

Connectivity & File Backup

Infrared

Infrared Transfer	IrMC 1.1	
	Range	Within 20 cm
IrSS Transfer (JPEG images)	Receive 2,500 KB or less; send 4,000 KB or less (after resizing)	

Bluetooth®

Communication System	Bluetooth® specification Ver. 2.0
Supported Profiles	Headset Profile Hands-Free Profile Dial-up Networking Profile Object Push Profile File Transfer Profile Basic Imaging Profile Advanced Audio Distribution Profile Audio/Video Remote Control Profile
Output	Bluetooth® Power Class 2
Range	Within 10 m
Device Search	16 devices
Pairing	32 devices
Device Name	16 characters
Printing	JPEG/PNG images

S! Addressbook Back-up

Log	10 Backup/Restore/ Synchronization records

Network

Add Network	5 Networks Country/Network code: 3 digits Name: 25 single-byte characters

Reference URLs

SOFTBANK MOBILE Corp.
http://mb.softbank.jp/en/

S! Addressbook Back-up
http://mb.softbank.jp/en/price_plans/basic_option.html

Messaging Basics
http://mb.softbank.jp/en/customer_support/mail.html

Custom Handset Address
https://www.email.softbank.ne.jp/help/e/address.html

Yahoo! Keitai
http://mb.softbank.jp/en/customer_support/web.html

Secure Remote Lock
http://mb.softbank.jp/en/price_plans/basic_option.html

microSD™ Memory Card Compatibility
From PC (Japanese)
http://k-tai.sharp.co.jp/peripherals/sd_support.html
From Handset (Japanese)
http://shweb.sharp.co.jp/

Compatible Blu-ray Disc Recorders
http://www.sharp.co.jp/bd/spec/index.html (Japanese)

SVG-T
From Handset (Japanese)
http://shweb.sharp.co.jp/svgt/index_pdc.html

Association for Promotion of Digital Broadcasting
From PC
http://www.dpa.or.jp/english/
From Handset (Japanese)
http://www.dpa.or.jp/1seg/k/

Memory Card Structure & Contents

Memory Card Structure				Contents (Location when Viewed on Handset)
DCIM	XXXSHARP			Still images in DCIM
PRIVATE	MYFOLDER	Local Contents		SD Local Contents
		Mail		Messaging folder backups (Received Msg., Sent Messages and Drafts)
		My Items	Book	e-Book files in Data Folder (Books)
			Bookmarks	Yahoo! Keitai Bookmarks
			Character	PNG files in Data Folder (Character)
			CSI	Decoration Call files in Data Folder (Decoration Call)
			Custom Screens	Customized Screen files in Data Folder (Customized Screen)
			Flash(R)	Flash® Wallpaper files in Data Folder (Flash®)
			Flash(R) Ringtones	Flash® ringtones in Data Folder (Flash® Ringtones)
			Games and More	S! Applications
			Hot Status Template	Template files in Data Folder (Status Templates)
			Mail Art	Files in Data Folder (Mail Art)
			Message Templates	Graphic Mail templates in Templates folder
			Music	Music files in Data Folder (Music)
			Other Documents	Other files in Data Folder (Other Documents)
			Pictograms	GIF files in Data Folder (My Pictograms)
			Pictures	Still images in Data Folder (Pictures)
			Sounds & Ringtones	Melodies and other sound files in Data Folder (Ring Songs·Tones)
			Videos	Video files in Data Folder (Videos)
			Widget	Widget files in Data Folder (Widget)
			WMAudio	WMA files for Media Player (WMA)
		SH_Folder		Application management files
		Utility		Backup files (Phone Book), etc.
	SHARP	MOBILE		Backup files (User Dictionary), etc.
SD_AUDIO				SD-Audio files for Media Player (SD AUDIO)

Menu List

Messaging

Function		Refer to
Received Msg.		P.4-12
Create Message		P.4-4
Retrieve New Msg.		P.4-23
Drafts		P.4-29
Templates		P.4-22
Sent Messages		P.4-12
Unsent Messages		P.4-29
Chat Folder		P.4-15
Server Mail Box	Mail List	P.4-23
	Retrieve All	P.4-23
	Delete All	P.4-27
	Mailbox Volume	P.4-29
Create New SMS		P.4-7
Settings	Address Settings	P.4-3
	General Settings	P.4-30
	S! Mail Settings	P.4-32
	PC Mail Settings	P.4-18
	SMS Settings	P.4-34
	Speed Dial/Mail	P.4-20
	Set Mail Group	P.4-16
Memory Status		P.4-26

Settings: General Settings

Function		Refer to
Send/ Compose	Delivery Report	P.4-30
	Reply to Settings	P.4-30
	Reply With Text	P.4-30
	Auto Reply	P.4-25
	Set Quick Reply	P.4-25
	Auto Resend	P.4-30
	Sending Status	P.4-30
	Restrictions Setting	P.4-8
Receive	Message Notice	P.4-31
	Link to Feeling	P.4-31
	Animation View	P.4-31
Anti Spam Measures		P.4-14
Report Spam		P.4-30
Scroll Unit		P.4-30
Message List View		P.4-30
Address View		P.4-30
Received Msg. View		P.4-30
Sent Msg. View		P.4-30
Auto Delete	Received Msg.	P.4-30
	Sent Messages	P.4-30

Settings: S! Mail Settings

Function		Refer to
Message DL(Japan)		P.4-11
Message DL(Abroad)		P.4-11
Signature		P.4-20
Picture Appearance		P.4-32
Auto Play File	Pictures	P.4-32
	Sounds	P.4-32
Create Msg. Size		P.4-22
DL Size Limit		P.4-32
Send File Settings		P.4-32

Settings: PC Mail Settings

Function	Refer to
PC Mail Account	P.4-18
PC Mail DL	P.4-33
Check New Mail	P.4-33
Word wrap	P.4-33

Settings: SMS Settings

Function	Refer to
Expiry Time	P.4-34
Message Center	P.4-34
Char-code	P.4-34

Yahoo! Keitai

Function	Refer to
Yahoo! Keitai	P.5-3
Bookmarks	P.5-7
Saved Pages	P.5-7
Enter URL	P.5-3
History	P.5-3
PC Site Browser	P.5-4
Browser Settings	P.5-11

■ PC Site Browser

Function		Refer to
Homepage		P.5-4
Bookmarks		P.5-7
Saved Pages		P.5-7
Enter URL		P.5-4
History		P.5-4
RSS Feed		P.5-8
Yahoo! Keitai		P.5-3
PC Site Browser Settings	Font Size	P.5-11
	Scroll Settings	P.5-12
	Cursor Settings	P.5-11
	Downloads	P.5-11
	Memory Operation	P.5-9
	Security Settings	P.5-15
	Download to	P.5-11
	Initialized Browser	P.5-15
	Reset Settings	P.5-15
	Warning Message	P.5-12
	Zoom Factor	P.5-11
	Softkey Area	P.5-4

■ Browser Settings

Function	Refer to
Font Size	P.5-11
Scroll Unit	P.5-11
Cursor Settings	P.5-11
Downloads	P.5-11
Memory Operation	P.5-9
Security Settings	P.5-15
Download to	P.5-11
Initialized Browser	P.5-15
Reset Settings	P.5-15

S! Appli

Function	Refer to
S! Appli Library	P.8-7
Osaifu-Keitai	P.9-14
Notification History	P.8-7
Settings	P.8-12
Information	P.8-12

■ Settings

Function		Refer to
Application Volume		P.8-11
Backlight		P.8-12
Vibration		P.8-12
Synchronization		P.8-12
Notification Setting		P.8-12
Calls & Alarms		P.8-11
Screensaver	Switch On/Off	P.8-11
	Activation Time	P.8-11
	Stop Auto Start	P.8-11
Surround		P.8-11
Set to Default		P.8-12
Memory All Clear		P.8-12

TV

Function	Refer to
Digital TV	P.6-4
TV Player	P.6-9
TV-Image Folder	P.6-6
TV Link	P.6-14
TV Listing	P.6-7
Familink Remote	P.1-3
Reservation List	P.6-10
Settings	P.6-13
Recorder Contents	P.6-16

■ Settings

Function		Refer to
TV Alarm		P.6-17
Broadcast Data	Set Recording	P.6-15
	Image Location	P.6-15
	Notify Connection	P.6-14
	Location	P.6-14
	Manufacture Number	P.6-14
	Delete StationData	P.6-14
Screen Size		P.6-4
Set Landscape		P.6-13
Sound Output		P.6-13
Sound Output		P.6-13
Set Call Time Shift		P.6-15
Calls & Alarms		P.6-14
TV Reserve Prior		P.6-17
Save Recording to		P.6-15
Auto Exit	Auto Exit Time	P.6-13
	Close Action	P.6-13
Smooth Mode		P.6-12

Camera

Function		Refer to
Photo Camera		P.7-3
Video Camera		P.7-7
Scan Barcode		P.9-29
Scan Card		P.9-31
Kanji Grabber		P.9-33
Scan Text		P.9-32
Review		P.7-9
Photo Settings	Picture Size	P.7-20
	Focus Setting	P.7-20
	Save Setting	P.7-19
	Shutter Setting	P.7-20
	Settings	P.7-19
Video Settings	Record Time/Size	P.7-22
	Shake Reducing	P.7-22
	Microphone	P.7-22
	Save Setting	P.7-19
Set Camera Key		P.7-19

Photo Camera

Function		Refer to
Scene		P.7-6
Picture Size		P.7-20
Focus Setting		P.7-19
Save Setting	Save Pictures to	P.7-19
	Auto Save	P.7-19
	Background Save	P.7-20
Shutter Setting	Egao level	P.7-20
	Shutter Mode	P.7-6
	Shutter Sound	P.7-20
	Set Remote Shutter	P.7-21
Self-timer		P.7-10
Camera Mode	Video Camera	P.7-7
	Scan Barcode	P.9-29
	Scan Card	P.9-31
	Kanji Grabber	P.9-33
	Scan Text	P.9-32
Data Folder		P.7-19
Modes	Add Frame	P.7-11
	Continuous Shoot	P.7-10
	Camera Effects	P.7-11
	Long Exposure	P.7-11
	Panorama/Scanner	P.7-12
Settings	Picture Quality	P.7-19
	ISO Sensitivity	P.7-20
	White Balance	P.7-20
	Exposure	P.7-19
	Shake Reducing	P.7-20
	Display Setting	P.7-20
	Set Send Key	P.7-20
Help		P.7-19
Mobile Light		P.7-20

Video Camera

Function		Refer to
Record Time/Size		P.7-22
Focus Setting		P.7-19
Save Setting		P.7-19
Display Size		P.7-22
Self-timer		P.7-10
Shake Reducing		P.7-22
Data Folder		P.7-19
Settings	Video Quality	P.7-19
	Exposure	P.7-19
	Microphone	P.7-22
Help		P.7-19
Mobile Light		P.7-22

Video Settings: Save Setting

Function	Refer to
Save Videos to	P.7-19
Auto Save	P.7-19
Video Encode	P.7-22
Audio Encode	P.7-22

Entertainment

Function		Refer to
Mobile Widget	Widget Contents	P.10-2
	Widget History	P.10-16
	Settings	P.10-16
	Information	P.10-17
S! Quick News		P.10-5
S! Information Channel/ Weather	What's New	P.10-6
	Back Issue	P.10-6
	Registration/Cancel	P.10-6
	Get Latest Contents	P.10-19
	Notification	P.10-19
	Weather Indicator	P.10-6
BookSurfing		P.10-7
e-Book Viewer		P.10-7

■ S! Quick News

Function		Refer to
S! Quick News List		P.10-5
Settings	Automatic Update	P.10-18
	Show Image	P.10-19
	Check Schedule	P.10-18
	Change Skin	P.10-19
	Delete S! Quick News Lists	P.10-18

■ S! Information Channel/Weather: Weather Indicator

Function		Refer to
Weather		P.10-20
Manual Update		P.10-6
Settings	Standby Setting	P.10-20
	Weather Notif.	P.10-20
	Icon Update	P.10-20

Tools

■ PIM/Lifestyle

Function		Refer to
Calendar		P.9-2
Alarms		P.9-7
Wakeup TV		P.9-9
Relaxation Time		P.9-11
Tasks		P.9-5
Calculator		P.9-12
Expenses Memo		P.9-13
Osaifu-Keitai		P.9-14
Simulated Call	Receive Simulated Call	P.9-40
	Switch On/Off	P.9-18
	Set Caller	P.9-18
	Assign Tone	P.9-18
	Receive Timing	P.9-18
	For Silent Mode	P.9-40

■ PIM/Lifestyle: Osaifu-Keitai

Function		Refer to
Lifestyle-Appli		P.9-14
IC Card Settings	IC Card Status	P.9-39
	IC Card Lock	P.9-15
	Remote Lock	P.9-16
	Interface Settings	P.9-39
	Balance Info	P.9-39
	Set to Default	P.9-39

■ Clocks/Gauges

Function	Refer to
Stopwatch	P.9-19
Countdown Timer	P.9-20
World Clock	P.9-21
Hour Minder	P.9-22
Pedometer	P.9-23
Battery Meter	P.1-23

■ Doc./Rec.

Function		Refer to
Dictionary		P.2-12
Search		P.2-14
Document Viewer		P.9-25
Notepad		P.9-26
Scratch Pad		P.2-15
ASCII Art		P.9-27
Voice Recorder	Record Time	P.9-41
	Ring Songs·Tones	P.9-28
	Save Recording to	P.9-42
Barcode/ Scan	Scan Barcode	P.9-29
	Open Barcode	P.9-42
	Create QR Code	P.9-30
	Scan Card	P.9-31
	Kanji Grabber	P.9-33
	Scan Text	P.9-32
	Scanned Results	P.9-42
Phone Help		P.1-23

Data Folder

Function		Refer to
Pictures		P.7-13
DCIM		P.12-2
Ring Songs·Tones		P.9-28
S! Appli		P.8-7
Widget		P.10-2
Music		P.12-2
Videos		P.12-2
Lifestyle-Appli		P.9-14
Books		P.12-2
Customized Screen		P.2-4
Status Templates		P.12-2
Decoration Call		P.3-6
Flash®		P.12-2
Other Documents		P.12-2
Memory Status		P.12-2

Media Player

Function		Refer to
Music		P.8-4
Videos		P.8-5
Streaming		P.5-12
MTP Mode		P.8-3
Settings	Sound Output	P.8-8
	Delete All WMA	P.8-9

Music

Function		Refer to
Last Played Music		P.8-8
My Music		P.8-6
SD AUDIO		P.8-9
WMA		P.8-4
Download Music		P.8-3
Music Search		P.8-3
Settings	Sound Effects	P.8-8
	Playback Mode	P.8-8

Videos

Function		Refer to
Last Played Video		P.8-8
My Videos		P.8-5
Recorder Contents		P.8-5
SD VIDEO		P.8-5
Download Videos		P.8-3
Settings	Playback Mode	P.8-8
	Backlight	P.8-8
	Display Size	P.8-8
	Sound Effects	P.8-8
	Web Link Setting	P.8-8

Communication

Function	Refer to
S! Friend's Status	P.10-8
S! Circle Talk	P.10-11
Near chat	P.10-13
Blog Tool	P.10-14

Phone

Function		Refer to
Phone Book		P.2-16
Add New Entry		P.2-16
Information		P.1-7
Call Log		P.3-8
Play Messages		P.3-4
Call Voicemail		P.3-13
Set Category		P.2-17
My Details		P.1-23
Speed Dial/Mail		P.3-7
Mail Groups		P.4-16
S! Addressbook Backup		P.13-14
Ph.Book Settings	Sort Entries	P.2-18
	Select Phone Book	P.2-23
	Save New Entry	P.2-23
	New Number Prompt	P.2-21
	View Settings	P.2-21
Call Log Setting		P.3-17
Manage Entries	Copy All	P.2-22
	Memory Status	P.2-22
	Change Mode(All)	P.2-23
	Delete All	P.2-22

Settings

Phone

Function		Refer to
Mode Settings		P.1-29
Display		P.14-3
External Display		P.1-28
Customize		P.2-4
Sounds & Alerts		P.2-5
Date & Time		P.14-2
Set Key Light		P.14-4
言語選択 (Language)		P.14-3
User Dictionary		P.2-11
Set Key Shortcut		P.1-13
Motion Control		P.1-19
Ringer Output		P.14-6
Earpiece Volume		P.3-15
Change Menu		P.1-17
Double Number	Switch On/Off	P.1-24
	Double Mode	P.1-26
	Password Entry	P.1-30
	Mode Name	P.1-30
	Reject By Line	P.1-30
	Show Missed	P.1-30
	Packet Warning	P.1-30
	Send Priority	P.1-30
Locks		P.11-2
Software Update		P.15-5
Master Reset	Reset Settings	P.14-9
	Reset All	P.14-9

Phone: Display

Function		Refer to
Wallpaper		P.2-3
System Graphics		P.14-3
VeilView		P.1-30
Display Effects		P.14-3
Font Settings		P.2-2
Standby Display	Clock/Calendar	P.14-4
	Show Operator Name	P.14-4
	Pedometer	P.9-40
Vivid Mode		P.14-3
Mini Battery		P.1-30
Greeting Message		P.14-3
Backlight		P.14-3
Display Saving		P.14-3
Dial Number		P.14-3

Phone: External Display

Function	Refer to
Lighting Time	P.1-28
Display Date&Time	P.1-28
Pedometer	P.1-28
Charging Time	P.1-29
Animation	P.1-29
Messages	P.1-29
Caller Display	P.1-29
Call Groups View	P.1-29
System Graphics	P.1-29

Phone: Sounds & Alerts

Function	Refer to
Volume	P.14-5
Ringtone/videos	P.2-5
System Sounds	P.14-6
Vibration	P.2-5
Event Light	P.14-5
Set Key Illumi	P.14-4
Status Light	P.14-5
Any Key Answer	P.14-5
Surround	P.14-6

Phone: Date & Time

Function	Refer to
Set Date/Time	P.14-2
Time Correction	P.14-2
Daylight Saving	P.14-2
Set Time Zone	P.14-2
Clock/Calendar	P.14-4
World Clock	P.9-21
Alarms	P.9-7
Set Holiday	P.9-34
Time Format	P.14-2
Date Format	P.14-2
Calendar Format	P.14-2

Phone: Locks

Function	Refer to
PIN Entry	P.11-2
Function Lock	P.11-2
IP Service Setting	P.14-8
Function Control	P.11-4
Application Lock	P.11-3
History Lock	P.11-3
Show Secret Data	P.11-3
Set Lock Message	P.11-5
Chg. Handset Code	P.1-22

Connectivity

Function		Refer to
Bluetooth		P.13-7
Infrared	Switch On/Off	P.13-17
	Send All	P.13-4
	IrSS Key Setting	P.13-17
IC Transmission	1 File Reception	P.13-17
	Send All	P.13-6
USB Mode	Mass Storage	P.13-11
	Recorder Link	P.13-11
	MTP Mode	P.8-3
USB Charge		P.1-27
Memory Card		P.12-7
Backup/ Restore	Backup All Items	P.13-19
	Backup Selected Items	P.13-13
	Restore All Items	P.13-19
	Restore Selected Items	P.13-13
	Settings/Manage	P.13-19

Connectivity: Bluetooth

Function	Refer to
Switch On/Off	P.13-17
Add Device	P.13-8
Paired Devices	P.13-9
Send All	P.13-10
Setting Watch	P.13-18
My Device Settings	P.13-17
My Device Details	P.13-17

Connectivity: Memory Card

Function		Refer to
DPOF	Number of Copies	P.7-18
	Settings	P.7-23
	Check Settings	P.7-18
	Reset Settings	P.7-23
SD Local Contents		P.12-9
Format Card		P.12-7
Memory Status		P.12-2

Call

Function		Refer to
Call Time/ Data Counter	Call Timers	P.3-9
	Data Counter	P.3-18
	Call Time Counter	P.3-17
	Minute Minder	P.3-17
Answer Phone	Switch On/Off	P.3-4
	Answer Time	P.3-14
	Outgoing Message	P.3-14
	Volume	P.3-14
Voicemail/ Divert	Voicemail	P.3-13
	Diverts	P.3-12
	Cancel All	P.3-13
	Status	P.3-19
Video Call	Camera Picture	P.3-20
	Incoming Picture	P.3-20
	Outgoing Picture	P.3-20
	Hold Guidance Pict	P.3-20
	Backlight	P.3-20
	Loudspeaker	P.3-20
	Mute Microphone	P.3-20
	Remote Monitor	P.3-14
Show My Number		P.3-20
out Missed Calls		P.3-13
Int'l Calling	Int'l Prefix	P.3-15
	Country Codes	P.3-15
	Auto Add Code	P.3-15
Call Barring	Bar Outgoing Calls	P.3-19
	Restrict Destinations	P.3-10
	Bar Incoming Calls	P.3-20
	Reject Numbers	P.3-18
	Change NW Password	P.3-19
Decoration Call	Switch On/Off	P.3-16
	Play in Receiving	P.3-16
	Notice	P.3-17
Auto Answer		P.3-20
Call Waiting		P.3-19

Network

Function	Refer to
Select Network	P.14-7
Select Service	P.14-7
Offline Mode	P.1-21
Retrieve NW Info	P.14-7
Location Info	P.14-8
Network Info	P.14-7
External Device	P.14-7

Index

A

AC Charger 1-4
Accessing Functions 1-11
Accessories v
After-Sales Services 15-40
Alarms 9-7
Canceling 9-8
Deleting 9-8
Editing entries 9-38
For Manner Mode 9-38
Link to World Clk 9-38
Animation View 4-9
Answer Phone 3-4, 3-14
Anti Spam Measures 4-14, 4-28
Any Key Answer 14-5
Application Lock 11-3
ASCII Art 9-27
Auto Focus 7-2
Auto Reply 4-10, 4-25
Auto Resend 4-2, 4-30
Auto Retry Function 4-2

B

Backlight 14-3
Backup 13-12
Settings/Manage 13-19
Bar Incoming Calls 3-20
Bar Outgoing Calls 3-19
Battery 1-4, 15-4
Battery Cover 1-2
Battery Cover Lever 1-2
Battery Meter 1-23
Blog Tool 10-14, 10-22
Bluetooth® 13-7
Blu-ray Disc recorders 13-11
Bookmarks 5-7
BookSurfing® 10-7

C

Calculator 9-12, 9-38
Calendar 9-2
Calendar Settings 9-34
Editing schedules 9-35
Call Barring 3-12, 3-19
Call Forwarding 3-12
Call Log 3-8, 3-17
Call Time Counter 3-17
Call Waiting 3-12, 3-19
Call Waiting (answering Line 2) 3-19
Caller ID 3-12, 3-20
Camera 7-2
Auto Save 7-19
Capturing Still Images 7-3
Exposure 7-19
Locking focus 7-19
Macro 7-19
Manual Focus 7-19
Mobile Light 7-20, 7-22
Picture Quality 7-19
Recording Video 7-7
Review 7-9
Save Pictures to 7-19
Save Videos to 7-19
Self-timer 7-10
Send/Blog 7-9
Video Quality 7-19
Center Access Code 1-22
Change NW Password 3-19
Change PIN 11-5
Character Code List 15-12
Charging 1-4
Charging Terminals 1-2
Chat Folder 4-15, 4-28
Cleaning (handset) 15-6
Clock/Calendar 14-4
Communication 10-1
Composite 7-17
Countdown Timer 9-20
Create Msg. Size 4-22, 4-32
Create QR Code 9-30
Customer Service 15-41
Customized Screen (Japanese) 2-4

D

Data Broadcast (Japanese) 6-5
Change View (Data) 6-14
Returning to initial window 6-14
Set Recording 6-15
Data Counter 3-18
Data Folder 12-2
Files (attaching) 4-5, 12-3
Files (moving/copying) 12-4
Files (opening) 12-3
Files (renaming) 12-9
Folders (adding) 12-4
Selecting Multiple Files 12-4
Set Secret (folders) 12-4
Slide Show 12-3
Date & Time 14-2
Daylight Saving 9-21, 14-2
Decoration Call 3-6, 3-16
Delivery Report 4-9, 4-21, 4-30
Desktop Holder v
Dialing from Call Log records 3-17
Dictionary 2-12
Digital TV (→ TV) 6-2
Adding Reception Areas 6-3
Area Setup 6-3
Auto Exit 6-13
AV Settings 6-12
Calls & Alarms 6-14
Change Area 6-12

Program Info. Search 6-12
Screen Size....6-4
Set Channels 6-12
Sound Output....6-13
Subtitle/Sound....6-15
TV Alarm 6-17
Display 1-2, 1-7
Display (settings)....14-3
Display Effects 14-3
Display Saving 14-3
Document Viewer....9-25
Double Number 1-24, 1-30
Download Dictionary 2-11
DPOF....7-18
Add Date 7-23
Check Settings....7-18
For All Pictures....7-18
Index Print....7-23
Dual Mode 1-25

E

Earpiece....1-2
Earpiece Volume 3-15
e-Book Library 10-20
e-Book Viewer....10-7
e-Books (Japanese).... 10-7, 10-20
Emergency Calls....3-2
English....14-3
Entertainment 10-1
Event Light 14-5
Expenses Memo 9-13
External Camera 1-2
External Device Connection 13-11
External Device Port....1-2
External Display.... 1-2, 1-20

F

Face Arrange....7-16
Feeling Mail (receiving)....4-9
Feeling Mail (sending)....4-5
Focus (locking) 7-19
Focus Setting....7-19
Font Size....2-2
Format Card 12-7
Function Control....11-4
Function Lock 11-2

G

General Notes xii
Graphic Mail 4-6
Group Calling 3-12, 3-19
Group Calling (opening another line) 3-19
Guide Usage Notes....ii

H

Handset Closed....1-2
Handset Code....1-22
Handset Keys 1-3
Handset mail address....4-3
Handset Open 1-2
Handset Parts....1-2
Handset Positions 1-2
Handset Power On/Off....1-6
Handset responses....2-5
Headphone Port 1-2
Headphones (answering calls)....3-14
History Lock 11-3
Hold....3-14
Hour Minder....9-22
Assign Tone/Video 9-40
For Manner Mode....9-40
Link to World Clk 9-40
Vibration 9-40

I

IC Card Lock....9-15
IC Card Settings....9-15
IC Transmission 13-5
Indicators....1-9
Camera (Viewfinder) 7-3, 7-8
Display.... 1-9
Messaging (message list) 4-10
Music Playback Window.... 8-4
S! Quick News.... 10-5
Video Playback Window.... 8-5
Information window 1-7
Infrared 13-2
Receiving files 13-3
Sending files.... 13-4, 13-17
Infrared Port 1-2
Internal Antenna 1-2
International calls 3-3, 3-15
Internet.... 5-2
Accessing.... 5-3, 5-4
Basic Operations.... 5-5
Browser Settings 5-11
Enter URL 5-3, 5-4
History 5-3, 5-4
Saving Bookmarks/pages 5-7
Int'l Call 3-4
IP Service Setting 14-8
IrSS Transfer.... 13-2

K

Kanji Grabber 9-33
Key Assignments.... 15-9
Keypad Lock.... 1-23

L

Language.... 14-3
Large Font Menu 2-2
Light Sensor.... 1-2, 14-3
Link to Feeling 4-31
Link to World Clk 9-38, 9-40
Locks 1-22, 11-2
Loudspeaker 3-15, 3-20, 10-22

M

Mail Groups 4-16
Changing members.... 4-28

Deleting 4-28
Edit Name 4-28
Main Menu 1-11
Manner mode 1-21
Mass Storage 13-11
Master Reset 14-9
Format Card 12-7
Reset All 14-9
Reset Settings 14-9
Media Player 8-2
Delete All WMA 8-9
Playlists 8-6, 8-9, 8-10
Memory All Clear (S! Applications) 8-12
Memory Card 12-5
Format Card 12-7
Opening files 12-7
Memory Card Structure & Contents 15-24
Menu List 15-25
Camera 15-27
Communication 15-29
Data Folder 15-29
Entertainment 15-28
Media Player 15-29
Messaging 15-25
Phone 15-29
S! Appli 15-26
Settings 15-30
Tools 15-28
TV 15-26
Yahoo! Keitai 15-26
Message List View 4-30
Message Notice 4-31
Messages (creating/sending) 4-4, 4-7, 4-19
Attachments 4-22
Drafts 4-29
Edit 4-29
Edit & Send 4-29
Graphic Mail 4-22
Inserting signature manually 4-20
Messaging Settings 4-21
Preview Message 4-4
Recipient status 4-20
Recipients (editing) 4-20
Resend 4-29
Save to Drafts 4-21
Send Reservation 4-21
Set Auto Play File 4-22
Set Sent Cancel 4-21
Signature 4-20
Speed Dial/Mail 4-20
Templates 4-22
Messages (deleting) 4-19, 4-26
Auto Delete 4-30
Messages (forwarding) 4-29
Messages (protecting) 4-12
Messages (receiving/checking) 4-9
Accessing new mail out of Standby 4-23
DL Size Limit 4-32
Mail List 4-23
Message List 4-10, 4-26
Message Window 4-10, 4-24
Retrieving complete S! Mail messages manually 4-11
Retrieving PC Mail 4-19, 4-33
Save to Data Folder 4-24
Messages (sorting) 4-14
Anti Spam Measures 4-14, 4-28
Messaging (→ SMS, S! Mail, PC Mail) 4-2
General Settings 4-30
PC Mail Settings 4-33
Receive (settings) 4-31
S! Mail Settings 4-32
Send/Compose (settings) 4-30
SMS Settings 4-34
Microphone 1-2
Minute Minder 3-17
Missed Call Notification 3-13
Mobile Light 1-2
Mobile Widget 10-2
Mode Settings 1-29
Motion Control 1-18
MTP Mode 8-3
Multi Job 1-14
Music (deleting) 8-9
Music (downloading) 8-3
Music (playing) 8-4, 8-8
My Details 1-23
Sending via IC Transmission 13-17
Sending via Infrared 13-17

N

Near Chat (Japanese) 10-13
Network Password 1-22
Notepad 9-26
Edit Text 9-41
Change Category 9-41

O

Offline Mode 1-21
Optional Services 3-12
Optional Services (checking status) 3-19
Osaifu-Keitai® (Japanese) 9-14
Balance Info 9-39
IC Card Settings 9-15
Locking 9-15
Set to Default 9-39

P

Pager Code List 15-11
PC (connecting handset) 13-11
PC Mail 4-2, 4-17
PC Mail (sending) 4-19
PC Site Browser 5-4
Pedometer 9-23
Pen Light 1-23
Personal Mode 2-7
Phone Book (deleting) 2-22
Phone Book (editing) 2-22
Phone Book (saving) 2-16
Phone Book (using) 2-18

Phone Book search **2-18**
Phone Help **1-23**
Picture Editor **7-13**
PIN **15-2**
PIN Entry **11-2**
PIN Lock **15-2**
Playlists **8-6, 8-9, 8-10**
Pressure Vent **1-2**
Printing **7-18**
Printing (Bluetooth®) **7-18**

Q

Quick Operations **1-11**
Quick Reply **4-25**
Quick Silent **1-18**

R

Received Msg. View **4-30**
Record Caller Voice **3-16**
Recorder Contents **8-5**
Reference URLs **15-23**
Reject (calls) **3-14**
Relaxation Time **9-11**
Remote Lock (Osaifu-Keitai®) **9-16**
Call Remote Lock 9-17
Count for Lock 9-39
Mail Remote Lock 9-16
Notice Settings 9-39
Remote Monitor **3-14**
Reply **4-10, 4-19, 4-25**
Auto Reply 4-25
Opening received message for reference 4-25
Set Quick Reply 4-25
Reply Assist Dictionary **2-11**
Reset (→ Master Reset) **14-9**
Reset All **14-9**
Reset Settings **14-9**
Retrieve NW Info **14-7**
Retrieving Network Information **1-6**
Review **7-9**
RSS Feeds **5-8**

S

S! Addressbook Back-up **13-14**
Confirming user ID & password 13-19
Set Auto Sync 13-19
Sync History 13-19
S! Applications **8-7**
S! Circle Talk **10-11, 10-22**
Accepting requests 10-12
Initiating 10-12
IP Service Setting 14-8
Registering Members 10-11
S! Familiar Usability **2-4**
S! FeliCa (→ Osaifu-Keitai®) **9-14**
S! Friend's Status **10-8, 10-21**
IP Service Setting 14-8
Opening Member Status 10-9
S! Information Channel (Japanese) **10-6, 10-19**
Weather Indicator 10-6
S! Mail **4-2**
Attaching Files 4-5
Create Msg. Size 4-22, 4-32
Feeling Mail 4-5
Graphic Mail 4-6
S! Mail Settings 4-32
S! Mail (sending) **4-4**
S! Quick News (Japanese) **10-5**
Automatic Update 10-18
Deleting items 10-18
Safety Precautions ..... **vi**
SAR ..... **xx**
Saved Pages **5-7, 5-13**
Scan Barcode **9-29**
Open Barcode 9-42
Scanning during text entry 9-42
Using scan results 9-42
Scan Card **9-31**
Using scan results 9-44
Scan Text **9-32**
Scanning and pasting during text entry 9-44
Using scan results 9-45
Schedules (→ Calendar) **9-2**
Scratch Pad **2-15**
SD Local Contents **12-9**
Search **2-14**
Security Codes **1-26**
Sent Msg. View **4-30**
Set as Wallpaper **12-8**
Set Date/Time **14-2**
Set Key Light **14-4**
Set Key Shortcut **1-13**
Set Sent Cancel **4-21**
Set Time Zone **9-21, 14-2**
Set to Default (S! Applications) **8-12**
Shortcuts **1-11**
Show My Number **3-20**
Show Secret Data **11-3**
Side Keys **1-3**
Signature **4-20**
Simple Menu **1-17**
Simulated Call **9-18**
Slide W paper **2-3**
Small Light **1-2**
SMS **4-2**
SMS Settings 4-34
SMS (sending) **4-7**
Snooze **9-7, 9-8**
Softkeys **1-8**
Software Update **15-5**
Sounds & Alerts **2-5, 14-5**
Speaker **1-2**
Specifications **15-19**
Specifications (by function) **15-20**
Basic Operations 15-20
Calling 15-20
Camera & Imaging 15-21
Connectivity & File Backup 15-23

Data Folder 15-23
Digital TV 15-21
Entertainment & Communication 15-22
Getting Started 15-20
Handy Extras 15-22
Media Player 15-21
Memory Card 15-23
Messaging 15-20
Network 15-23
S! Applications 15-21
Yahoo! Keitai & PC Site Browser 15-20
Speed Dial/Mail 3-7, 4-20
Standby 1-6
Standby Shortcuts 1-15
Status Icon List 1-7
Status Light 14-5
Status Templates 12-2
Still images (capturing) 7-3
Add Frame 7-11
Camera Effects 7-11
Continuous Shoot 7-10
Focus 7-20
ISO Sensitivity 7-20
Long Exposure 7-11
Panorama Picture 7-12
Picture Size 7-20
Scanner 7-12
Scene 7-6
Shake Reducing 7-20
Shutter Mode 7-6
Shutter Sound 7-20
White Balance 7-20
Still images (capturing & sending) 7-3, 7-4
Still images (editing) 7-13
Additional editing options 7-22
Changing sizes 7-14
Face Arrange 7-16
Merge Panorama 7-17
Stopwatch 9-19
Strap Eyelet 1-2
Streaming 5-3
Swap Calls 3-19
System Graphics 14-3
System Sounds 14-6

T

Table of Contents iii
Tasks 9-5
Deleting Tasks 9-6
Editing tasks 9-36
Opening Tasks 9-6
Text (editing) 2-10
Text Entry 2-6
Emoticons 2-8
Hiragana 2-7
Hiragana to Katakana/Alphanumeric Conversion 2-9
Input/Conversion 2-20
Inserting line breaks 2-19
Inserting Phone Book entry items 2-19
Inserting spaces 2-19
Katakana 2-8
Mail & Web Extensions 2-9
One-Hiragana Conversion 2-8
Personal Mode 2-7
Phonetic Conversion 2-7
Pictograms & Symbols 2-8
Quick Conversion 2-9
Reset Log 2-19
Switching Entry Modes 2-6
Undo conversion or recover deleted characters 2-19
Using Character Codes 2-19
Using Pager Code 2-19
When Target Word is Not Listed 2-7
Time Correction 14-2
Time Shift 6-11
Troubleshooting 15-7
TV (watching) 6-4
Channels (saving) 6-12
Data Broadcast (Japanese) 6-5
Help 6-12
Program Info 6-7
TV Listing (Japanese) 6-7
TV Player 6-9
TV programs (recording/playing) 6-8, 6-9
Details 6-16
Marker List 6-17
Markers 6-17
Memory Remaining 6-16
Playback Pattern 6-16
Playing split files 6-16
Recorded programs (deleting) 6-16
Recorded programs (renaming) 6-16
Split File 6-16
TV Reserve Prior 6-17
TV Timers (watching/recording) 6-10
Setting Timer via Program Info 6-7
Timer entries (editing/deleting) 6-17
Timer log records (opening/deleting) 6-17
TV Alarm 6-17
Wakeup TV 9-9

U

USB Charge 1-5, 1-27
User Dictionary 2-11
Deleting entries 2-20
USIM Card 15-2
USIM PIN (→ PIN) 15-2
Utility Software 13-11

V

VeilView 1-23
Vibration 2-5
Video (deleting) 8-10
Video (downloading) 8-3
Video (playing) 8-5, 8-8
Video (recording) 7-7
Display Size 7-22
Microphone 7-22

Record Time/Size 7-22
Video (recording & sending).....7-8
Video Calling.....3-5
Remote Monitor 3-14
Video Calls (answering).....3-5
Video Calls (placing) 3-5
Voice Calling 3-3
Voice Calls (answering).....3-3
Voice Calls (placing).....3-3
Voice Calls (placing while abroad).....3-4
Voice Recorder.....9-28
Record Time 9-41
Save and Send.....9-41
Save Recording to.....9-42
Voicemail 3-12, 3-13
Volume (ringtones) 14-5

W

Wakeup TV 9-9
Wallpaper.....2-3
Slide W paper 2-3
Warranty 15-40
Weather Indicator 10-6
Icon Update.....10-20
Manual Update.....10-6
Weather.....10-20
Weather Indicator List 15-18
Widgets.....10-2
World Clock.....9-21

Y

Yahoo! Keitai 5-3

Objectives

Accessing Secret Files/Entries
Data Folder 12-4
Messaging folders.....4-13
Phone Book 2-17
Schedules/tasks.....9-4
Accessing the Internet
From message text.....4-24
From scan results..... 9-42, 9-45
Media Player 8-3
PC Site Browser.....5-4
RSS Feeds.....5-8
Yahoo! Keitai 5-3
Browsing/Viewing
Document Viewer.....9-25
e-Books.....10-7
PC Site Browser.....5-4
S! Information Channel 10-6
S! Quick News.....10-5
Yahoo! Keitai 5-3
Calculating
Calculator.....9-12
Expenses Memo 9-13
Canceling
Alarm.....9-8
Answer Phone.....3-4
Call Forwarding 3-13
Customized Screen.....2-19
Download Dictionary 2-11
Function Lock.....11-2
Hour Minder 9-22
IC Card Lock 9-15
Keypad Lock.....1-23
Large Font Menu.....2-2
Manner mode.....1-21
Offline Mode.....1-21
S! Familiar Usability.....2-19
S! Information Channel 10-6
Secret folders..... 4-27, 12-4
Simple Menu 1-17
Speed Dial entries.....3-7
Voicemail.....3-13
Changing
Font Size 2-2
Font Weight.....2-2
Handset Code 1-22
Handset mail address 4-3
Network Password 3-19
PIN 11-5
Changing Ringtones
Phone Book..... 2-17
Ringtone/videos 2-5
Via Data Folder 12-8
Composing/Sending Messages
Feeling Mail 4-5
From Call Log records..... 3-17
From Internet pages 5-10
From message text..... 4-24
From Phone Book 2-22
From received messages 4-10
From scan results..... 9-42, 9-45
From Scratch Pad..... 2-15
From sent messages..... 4-29
Graphic Mail 4-6, 4-22
Inserting ASCII Art 9-27
PC Mail..... 4-19
S! Mail 4-4
SMS 4-7
Copying
Calculation results..... 9-38
Data Folder files 12-4
From text entry window 2-10
Scan results 9-43, 9-44, 9-45
Text (e-Books) 10-20
Text (Internet pages) 5-10
Text (Messaging)..... 4-24
Text (S! Information Channel pages).... 10-19
Downloading
Customized Screen..... 2-4
e-Books 10-7
Music..... 8-3
S! Applications 8-11
Video 8-3
Widgets 10-2
Exchanging Files
IC Transmission..... 13-5
Infrared..... 13-2

Mass Storage 13-11
MTP Mode 8-3
Hiding Files/Entries
Data Folder 12-4
Messaging folders 4-13
Phone Book 2-17
Schedules/tasks 9-34, 9-36
Inserting/Removing
Battery 15-4
Memory Card 12-5
USIM Card 15-3
Locking/Restricting
Application Lock 11-3
Call Log 11-3
Function Lock 11-2
Incoming/outgoing calls 3-19, 3-20
Keypad Lock 1-23
Mail records 11-3
Osaifu-Keitai® 9-15
PIN Entry 11-2
Managing Schedules
Calendar 9-2
Tasks 9-5
Measuring Time
Countdown Timer 9-20
Stopwatch 9-19
Notifying Phone Number
Opening My Details 1-23
Via IC Transmission 13-17
Via Infrared 13-17
Placing Calls
By entering phone numbers 3-3
From Call Log records 3-17
From Internet pages 5-10
From message text 4-24
From Phone Book 2-18
From scan results 9-42, 9-45
International calls 3-3
Speed Dial 3-7
Video Calls 3-5
While abroad 3-4
Playing
Answer Phone messages/Caller Voice 3-4
Files (Scan Barcode) 9-43
Music 8-4
Recorded TV programs 6-9
Recorded TV programs from Timer log ... 6-17
Split files (TV) 6-16
Streams 5-12
Video 8-5
Video (transferred from Blu-ray Disc recorders) 8-5
Voice files 9-28
Voicemail messages 3-13
Rejecting
Calls from public phones 3-11
Calls from specified numbers 3-11
Calls from unsaved numbers 3-11
Undisplayable Caller ID 3-11
Withheld Caller ID 3-11
Resetting/Formatting
All settings 14-9
Handset 14-9
Memory Card 12-7
Saving
Backup 13-13
Captured still images 7-3, 7-10, 7-12
Draft messages 4-21
Edited still images 7-13
Files (Internet) 5-10
Files (S! Information Channel pages) ... 10-19
Graphic Mail templates 4-6
Mail attachments 4-24
Notepad entries 9-26
Phone Book entries 2-16
Recorded video 7-7
Scan results 9-42, 9-44
TV channels 6-12
Saving Phone Book Entries
Add New Entry 2-16
Data Folder files 12-9
During a call 3-16
From Call Log records 3-17
From message text 4-24
From received messages 4-24
From scan results 9-42, 9-44
Scanning
Business cards 9-31
Kanji 9-33
QR Codes 9-29
Text 9-32
Searching
Messages 2-14, 4-13
Music to download 8-3
Music to play 8-4
Notepad entries 9-41
Phone Book 2-18
Text (Internet pages) 5-10
TV program information 6-12
Video to play 8-5
Web Search 2-14
Sending via Mail
Data Folder files 4-5, 12-3
Notepad entries 9-41
QR Codes 9-30
Scan results 9-43, 9-44, 9-45
Still images 7-4, 7-9
URLs 5-10, 5-12
Video 7-8
Voice files 9-41
Setting Wallpaper
From attached files 4-24
From Phone menu 2-3
From scan results 9-43
Via Data Folder 12-8
Showing in Standby
Clock/Calendar 14-4
S! Applications 8-11
Wallpaper 2-3
World Clock 9-21

Using as Alarm Clock
Alarm....9-7
Hour Minder....9-22
Wakeup TV....9-9
Using Away from Home
Alarm....9-7
Camera....7-2
Digital TV....6-2
Hour Minder....9-22
Osaifu-Keitai®....9-14
Pedometer....9-23
Pen Light....1-23
Scratch Pad....2-15
Search....2-14
Voice Recorder....9-28

Warranty & Service

■ Warranty

Warranty is provided when you purchase handset.

- Check the name of distributor and date of purchase.
- Read contents and keep in a safe place.
- The warranty term is described in the warranty.

■ After-Sales Services

See **P.15-7** "Troubleshooting" before contacting SoftBank Mobile for service or repairs.

If you cannot find solutions or solve problems, contact SoftBank Mobile Customer Center, Customer Assistance (**P.15-41**) in your subscription area and provide a detailed description of the problem.

- Repairs within warranty are performed under terms and conditions described.
- Out of warranty, possible repairs are performed upon request at subscriber expense.

For other services, contact the distributor, the nearest SoftBank Shop or SoftBank Mobile Customer Center, General Information (**P.15-41**).

Replacement parts are available for 6 years after termination of production.

- SoftBank Mobile is not liable for any damages resulting from use of this product.
- SoftBank Mobile is not liable for any damages resulting from accidental loss/alteration of handset data. Keep a copy of Phone Book entries, etc. in a separate place.
- Disassembling or modifying handset may violate the Radio Law. Modified handset will not be repaired.

Customer Service

For SoftBank handset or service information, call General Information. For repairs, call Customer Assistance.

SoftBank Mobile Customer Center
From a SoftBank handset, dial toll free at **157** for General Information or **113** for Customer Assistance

SoftBank Mobile Global Call Center
From outside Japan, dial +**81-3-5351-3491**
(International charges apply.)

Call these numbers toll free from landlines.

Subscription Area	Service Center	Phone Number
Hokkaido, Aomori, Akita, Iwate, Yamagata, Miyagi, Fukushima, Niigata, Tokyo, Kanagawa, Chiba, Saitama, Ibaraki, Tochigi, Gunma, Yamanashi, Nagano, Toyama, Ishikawa, Fukui	General Information	0088-240-157
	Customer Assistance	0088-240-113
Aichi, Gifu, Mie, Shizuoka	General Information	0088-241-157
	Customer Assistance	0088-241-113
Osaka, Hyogo, Kyoto, Nara, Shiga, Wakayama	General Information	0088-242-157
	Customer Assistance	0088-242-113
Hiroshima, Okayama, Yamaguchi, Tottori, Shimane, Tokushima, Kagawa, Ehime, Kochi, Fukuoka, Saga, Nagasaki, Oita, Kumamoto, Miyazaki, Kagoshima, Okinawa	General Information	0088-250-157
	Customer Assistance	0088-250-113