

# Introduction

---

Thank you for purchasing SoftBank 931SC.

Handset is compatible with both 3G and GSM network technologies.

- Read this guide thoroughly before using handset to ensure proper usage.
- Accessible services may be limited by contract conditions or service area.

## Notes

- Unauthorized copying of any part of this guide is prohibited.
- Contents are subject to change without prior notice.
- Steps have been taken to ensure the accuracy of descriptions in this guide. If you find inaccurate or missing information, contact SoftBank Mobile Customer Center, General Information (☎P.15-26).

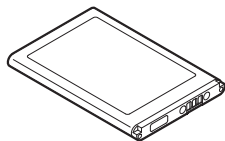
- Find updated guide on SoftBank Mobile Website (<http://www.softbank.jp/mb/r/support/931sc/>).

# Accessories

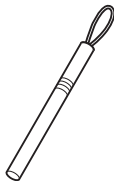
---

Make sure the following accessories are included in the package with handset. These accessories are also sold separately. For details on accessories or optional items, contact SoftBank Mobile Customer Center, General Information (☎P.15-26).

**Battery [SCBAR1]**



**Stylus with Strap**



- Use only specified Charger (sold separately) for charging.
- Handset takes microSD™/microSDHC™ Memory Card (not included). Purchase one to use Memory Card functions.
- microSD™/microSDHC™ Memory Card is referred to as "Memory Card" in this guide.
- Download Samsung New PC Studio from SAMSUNG Website (<http://jp.samsungmobile.com/pc/lineup/931download.html>).



# Chapter Contents At a Glance

Getting Started	1
Basic Operations	2
Calling	3
Messaging	4
Internet Services	5
Digital TV	6
Camera & Imaging	7
Media Player	8
Entertainment	9
Handy Extras	10
Handset Security	11
Data Folder & Memory	12
Connectivity & File Backup	13
Handset Customization	14
Appendix	15

# About This Guide

---

In this guide, SoftBank 931SC is referred as handset. Instructions are described using mainly default settings. When settings are changed, screen shots or handset responses may differ from those depicted in this guide.

## Screen Shots and 931SC Illustrations

Screen shots appearing in this guide are for reference only and may differ from actual Display images. Product illustrations may differ from actual product appearances.

In some screen shots, Wallpaper is set to None for Display image clarity.

## Confirmations & Warning Messages

Messages not described in this guide may appear; read all handset confirmations and warning messages carefully.

## Japanese Functions & Services

When "(Japanese)" appears in a title, Japanese ability is required to use full range of the function or service.

## Symbols

In this guide, graphics represent handset keys; see "Parts & Functions" (P.1-2). Alternatively, use Touch Panel and Stylus to access functions. Touch Panel operations are indicated as follows:

### Toolbar

Operation options appear at the bottom of Display.



Tap Menu items to select them.

## Toolbar Operations

Tap Phone

Assigned Function

## Touch Panel Operations

Touch Panel supports Stylus taps or swipes. See "Touch Panel" (☞P.1-5).

## Menu Operations

Menu operation explanations are abbreviated with arrows.

### Menu

1 Tap Menu → Settings → Display settings → Wallpaper

Tap these menu items in sequence

For details, see "Using Main Menu" (☞P.2-3).

### Highlighting

In this guide, "to highlight" means to move cursor to an item.

About This Guide . . . . .	ii
Contents . . . . .	iv
Safety Precautions . . . . .	vii
General Notes . . . . .	xvi
SAR Certification . . . . .	xxi
FCC RF Exposure Information . . . . .	xxii
European RF Exposure Information . . . . .	xxiii

## 1 Getting Started

Parts & Functions . . . . .	1-2
Touch Panel . . . . .	1-5
Motion Control . . . . .	1-7
USIM Card . . . . .	1-7
Battery & Charger . . . . .	1-9
Power On/Off . . . . .	1-13
Account Details . . . . .	1-14
Handling Precautions (Touch Panel & Key Lock) . . . . .	1-15
Standby Window . . . . .	1-16
Minding Mobile Manners . . . . .	1-16
Security Codes . . . . .	1-21

## 2 Basic Operations

Accessing Functions . . . . .	2-2
Incoming Settings . . . . .	2-4
Standby Display Options . . . . .	2-5
Widgets . . . . .	2-6

Text Entry . . . . .	2-7
User's Dictionary . . . . .	2-14
Phonebook . . . . .	2-15
Advanced Settings . . . . .	2-20

## 3 Calling

Voice Call . . . . .	3-2
Video Call . . . . .	3-5
Favorites . . . . .	3-7
Emergency Numbers . . . . .	3-8
Hold, Answering Machine & Black List . . . . .	3-8
Call Log Records . . . . .	3-10
Checking Call Time/Cost . . . . .	3-12
Handset Phone Number . . . . .	3-12
International Calling . . . . .	3-13
Global Roaming . . . . .	3-13
Optional Services . . . . .	3-15
Advanced Settings . . . . .	3-22

## 4 Messaging

Messaging Basics . . . . .	4-2
Customizing Mail Address . . . . .	4-4
Creating/Sending Messages . . . . .	4-4
Receiving, Replying & Forwarding Messages . . . . .	4-8
Using Messages . . . . .	4-13
Advanced Settings . . . . .	4-17

## 5 Internet Services

Internet Services . . . . .	5-2
Yahoo! Keitai . . . . .	5-3
PC Site Browser . . . . .	5-4
Page Operations . . . . .	5-5
Bookmarks & Saved Pages . . . . .	5-7
Advanced Settings . . . . .	5-8

## 6 Digital TV

Enjoy One Seg in Wide Screen . . . . .	6-2
Precaution for Watching TV . . . . .	6-3
Channel Setup (Area Setup) . . . . .	6-4
Watching TV . . . . .	6-4
Record/Playback Programs . . . . .	6-7
TV Timer/TV Timer Recording . . . . .	6-9
Receiving Call While Watching TV . . . . .	6-11
Advanced Settings . . . . .	6-11

## 7 Camera & Imaging

Capturing Picture, Recording Movie & Editing . . . . .	7-2
Camera . . . . .	7-3
Video . . . . .	7-9
Editing Images . . . . .	7-12
Printing Still Images . . . . .	7-14
Advanced Settings . . . . .	7-15

## 8 Media Player

- Using Media Player . . . . . 8-2
- Downloading Media Files . . . . . 8-3
- Playing Music . . . . . 8-4
- Playing Movie . . . . . 8-6
- Using Playlist . . . . . 8-8
- Streaming . . . . . 8-9
- Advanced Settings . . . . . 8-10

## 9 Entertainment

- Entertainment Functions . . . . . 9-2
- S! Applications (Japanese) . . . . . 9-3
- Games . . . . . 9-3
- S! Quick News . . . . . 9-5
- S! Information Channel . . . . . 9-6
- S! Friend's Status . . . . . 9-7
- Near Chat . . . . . 9-10
- BookSurfing® . . . . . 9-12
- Biorhythm . . . . . 9-12
- Widgets . . . . . 9-13
- Advanced Settings . . . . . 9-21

## 10 Handy Extras

- Useful Handset Applications . . . . . 10-2
- Calendar . . . . . 10-3

- Alarms . . . . . 10-4
- Calculator . . . . . 10-5
- Converter . . . . . 10-5
- World Clock . . . . . 10-6
- Notepad . . . . . 10-7
- Tasks . . . . . 10-7
- Voice Recorder . . . . . 10-8
- Stopwatch . . . . . 10-9
- Countdown Timer . . . . . 10-9
- Bar Code Reader . . . . . 10-10
- File Viewer . . . . . 10-11
- English-Japanese/Japanese-English Dictionary . . 10-12
- Dummy Call . . . . . 10-13
- Advanced Settings . . . . . 10-13

## 11 Handset Security

- Handset Security . . . . . 11-2
- Changing Phone Password . . . . . 11-3
- Phone Lock . . . . . 11-3
- Function Lock . . . . . 11-7
- Restoring Default Settings . . . . . 11-8
- Advanced Settings . . . . . 11-9

## 12 Data Folder & Memory

- Data Folder . . . . . 12-2
- Viewing Files . . . . . 12-4

- Photo Album . . . . . 12-7
- Managing Files/Folders . . . . . 12-8
- Memory Card . . . . . 12-10
- Viewing Memory Status . . . . . 12-12
- Advanced Settings . . . . . 12-12

## 13 Connectivity & File Backup

- Transmit Data & File Backup . . . . . 13-2
- Infrared . . . . . 13-3
- Bluetooth® . . . . . 13-5
- USB Connection . . . . . 13-8
- Memory Card Backup . . . . . 13-9
- S! Addressbook Back-up (SAB) . . . . . 13-11
- Advanced Settings . . . . . 13-13

## 14 Handset Customization

- Phone Settings . . . . . 14-2
- Sounds & Vibration & External Light Settings . . 14-3
- Display and Font Settings . . . . . 14-5
- Manner Mode Settings . . . . . 14-6
- Call Settings . . . . . 14-6
- Phonebook Settings . . . . . 14-11
- Messaging Settings . . . . . 14-11
- Internet Settings . . . . . 14-15
- Digital TV Settings . . . . . 14-17
- Camera Settings . . . . . 14-19
- Media Player Settings . . . . . 14-21



Entertainment Setting . . . . .	14-22
Security Settings . . . . .	14-23
Memory Settings . . . . .	14-24
Connectivity Settings . . . . .	14-25

## **15** Appendix




Troubleshooting . . . . .	15-2
Software Update . . . . .	15-4
Function List . . . . .	15-5
Text Entry Window Key Assignments . . . . .	15-8
Symbols . . . . .	15-11
Pictograms . . . . .	15-12
Memory . . . . .	15-13
Specifications . . . . .	15-13
Index . . . . .	15-15
Objective Index . . . . .	15-21
Advanced Settings Index . . . . .	15-24
Warranty & Service . . . . .	15-25
Customer Service . . . . .	15-26

# Safety Precautions

Read safety precautions before using handset.





- Observe precautions to avoid injury to self or others, or damage to property.
- SoftBank is not liable for any damages resulting from use of this product.

**These labels indicate the degree of risk from improper use. Make sure you thoroughly understand their meanings before reading on.**

 <b>Danger</b>	Great risk of death or serious injury <sup>1</sup> from improper use
 <b>Warning</b>	Risk of death or serious injury <sup>1</sup> from improper use
 <b>Caution</b>	Risk of serious injury <sup>2</sup> or damage to property <sup>3</sup> from improper use

- 1 "Serious injury" includes blindness, wounds, low/high heat burns, electric shock, bone fractures, poisoning or other physical harm with aftereffects, or requiring hospitalization or ongoing hospital visits.
- 2 "Serious injury" includes wounds, burns, electric shock or other physical harm not requiring hospitalization or ongoing hospital visits.
- 3 "Damage to property" includes damage to home, furniture, livestock, pets, etc.

**These symbols indicate prohibited or compulsory actions. Make sure you thoroughly understand their meanings before reading on.**

	<b>Prohibited actions</b>
 Do Not Disassemble	<b>Disassembly prohibited</b>
 Avoid Liquids Or Moisture	<b>Exposure to liquids prohibited</b>
 Do Not Use Wet Hands	<b>Use with wet hands prohibited</b>
	<b>Compulsory actions</b>
 Disconnect Power Source	<b>Unplug Charger from outlet</b>

## Handset, Battery, USIM Card, Charger (Sold Separately) & Memory Card (Sold Separately)



### Use specified battery and Charger (sold separately) only.



Compulsory

Non-specified equipment use may cause battery to leak, overheat, burst or ignite, and may cause Charger to overheat, ignite, malfunction, etc.

### Do not disassemble, modify or solder handset or related hardware.



Do Not  
Disassemble

May cause fire, injury, electric shock or malfunction. Battery may leak, overheat, burst or ignite.

Modifying handsets is prohibited by the Radio Law and subject to a penalty.

### Do not expose handset or related hardware to liquids.



Avoid Liquids  
Or Moisture

Do not leave handset or related hardware wet after exposure to water, pet urine, etc., and do not charge wet battery. May cause overheating, electric shock, fire, injury or malfunction. Use them in an appropriate place properly.

Do not charge battery in or expose handset or related hardware to extreme heat (e.g., near fire or sources of heat, in direct sunlight, inside vehicles, etc.).



Prohibited

May cause warping/malfunction; battery may leak, overheat, ignite or burst. Handset or related hardware may become hot to the touch, leading to burn injuries, etc.

### Do not force battery/Charger into handset. Check the direction and retry.



Prohibited

Battery may leak, overheat, burst, ignite, etc.



### Do not place handset, battery or Charger in/on ovens, microwave ovens, pressure cookers, induction stoves or other cooking appliances.



Prohibited

Battery may leak, overheat, burst or ignite. Handset/Charger may overheat, emit smoke, ignite, malfunction, etc.

### Keep handset off and Charger disconnected near gas stations or places with fire/explosion risk.



Compulsory

Handset use near petrochemicals or other flammables may cause fire/explosion.

To prevent fire or explosion, do not use handset near gas or fine particles (Coal, dust, metal, etc.).

---

**Do not apply strong shocks or impacts.**

Do not drop/throw handset or related hardware. Battery may leak, overheat, burst or ignite, resulting in fire, electric shock, malfunction, etc.



Prohibited

---

**If there is unusual sound/odor, smoke or any other abnormality:**

Continued use may cause fire, electric shock, etc.; grasp plug to disconnect Charger from connector or cigarette socket.



Compulsory

---

**Keep liquids (water, pet urine, etc.) or conductive material (pencil lead, metallic strip, metal jewelry, etc.) away from Charging terminals, External Device or Memory Card Holder.**

May cause short circuit, resulting in fire, malfunction, etc.



Prohibited



---

**Caution**

---

---

**Do not place handset or related hardware on unstable surfaces.**

Handset or related hardware may fall, resulting in injury, malfunction, etc.; be especially careful when Vibration is set or during Charge.



Prohibited

---

**Keep handset and related hardware out of infants' reach.**

Infants may choke from swallowing handset or related hardware or be injured, etc.



Compulsory

---

**If your child is using handset and related hardware, explain all instructions and supervise usage.**

Misuse may cause injury, etc.



Compulsory

## Battery

### Danger

Read battery label to confirm battery type; use/dispose of battery accordingly.

Display	Battery type
Li-ion00	Lithium-ion

#### Do not dispose of battery in fire.

Battery may leak, burst, ignite, etc.



Prohibited

#### Do not damage battery (with a nail, hammer, foot, etc.) or subject it to strong impacts or shocks.

Battery may leak, overheat, burst, ignite, etc.



Prohibited

#### Keep wire or other metal objects away from battery terminals. Do not carry/store battery with conductive material (pencil lead, metallic strip, metal jewelry, etc.).

Battery may leak, overheat, burst, ignite, etc.



Prohibited

#### If battery fluid gets in eyes, do not rub; rinse with water and consult a doctor immediately.

Eyes may be severely damaged.



Compulsory

### Warning

#### If battery fluid contacts skin or clothes, discontinue handset use and rinse with clean water immediately.

May cause skin damage.



Compulsory

#### If battery does not charge properly, stop trying.

Battery may leak, overheat, burst, ignite, etc.



Compulsory

#### If there is abnormal odor, excessive heat, discoloration or distortion, remove battery, being careful not to burn or injure yourself. Avoid fire sources.

Continued use may cause battery to leak, overheat, burst, ignite, etc.



Compulsory

### Caution

#### Do not dispose of an exhausted battery with ordinary refuse.

Tape over battery terminals before disposal. Take battery to a SoftBank Shop, or follow the local disposal regulations.



Prohibited

## Handset

---

### **Warning**

---

#### **Do not use handset while driving or cycling.**

Accidents may result.

Phone use while driving or cycling is prohibited by law and subject to a penalty; park in a legal parking space beforehand.



Prohibited

#### **Turn handset power off near electronic devices that employ high precision control systems or weak signals.**

May cause electronic malfunctions, etc. Be especially careful near the following devices:

Hearing aids, implanted pacemakers/defibrillators and other electronic medical equipment; fire alarms, automatic doors and other automatic control devices.



Compulsory

#### **Because handset radio waves may impair aircraft operations, please power off handset while aboard.**

When handset use aboard aircraft is allowed, please follow instructions of airline personnel.



Compulsory

---

#### **Users with a heart condition should adjust ringtone Vibration and Volume as needed.**

May cause heart damage.



Compulsory

---

#### **If thunder is heard while outdoors, turn power off; find cover.**

There is a risk of lightning strike or electric shock.



Compulsory

---

#### **Do not look into Infrared Port during infrared transmissions.**

Eyesight may be affected.



Prohibited

---

#### **Do not use Mobile Light near people's faces.**

May cause injury such as loss of eyesight.

Avoid getting too close to infants when taking photos.

Eyesight may be temporarily affected leading to accidents.



Prohibited

---

### **Caution**

---

#### **Do not use handset when it may affect a vehicle's electronic equipment.**

Handset use inside vehicles may cause electronic equipment to malfunction, resulting in accidents.



Prohibited

**If you experience any skin irritation associated with handset use, discontinue handset use and consult a doctor.**



Compulsory

Metal and other materials may cause skin irritation, rashes, or itchiness depending on your physical condition.

Parts	Materials & Finishing
Housing (front)	PC/SPRAY
Housing (rear)	PC/SPRAY
Call Key/Clear Key/End Key	AL/Anodizing
Side Key	PC + POLYURETHANE/SPRAY
Battery Cover	PC/SPRAY

**Keep handset away from magnetic cards, etc.**



Prohibited

Data on bank cards, credit cards, telephone cards, floppy disks, etc. may be lost.

**Do not swing handset by strap.**



Prohibited

May harm self or others; strap may break, resulting in injury or handset malfunction/breakage.

**Handset may become hot while in use, especially at high temperature.**



Compulsory

Prolonged contact with skin may cause burn injuries.

**Always maintain some distance from Speaker while ringtones, music or other handset sounds play.**



Prohibited

Excessive volume may damage ears or hearing.

**When view Digital TV, be sure to view in place with enough light and view from distance, otherwise it may cause decrease in vision.**



Compulsory

**Moderate handset volume when using Earphone Microphone.**



Compulsory

Excessive volume may damage ears or hearing.

## Charger (Sold Separately)

### **Warning**

---

#### **Do not cover/wrap Charger while charging.**

Charger may overheat, resulting in fire, malfunction, etc.



Prohibited

---

#### **Use only the specified voltage.**

Non-specified voltages may cause fire, malfunction, etc.

- AC Charger (only for household wall sockets): AC 100V-240V Input
- InCar Charger (Optional) : DC12V/24V (only for vehicles with negative ground)



Prohibited

---

#### **Leave Charger unplugged during periods of disuse; grasp plug to disconnect it.**

May cause electric shock, fire or malfunction.



Disconnect  
Power Source

---

#### **When fuse of InCar Charger (Optional) blown, be sure to change with specified fuse.**

If unspecified fuse is being use, may cause fire, electric shock or damage. For specified fuse information see InCar Charger manual.



Compulsory

---

**If liquids (water, pet urine, etc.) seep inside Charger, grasp plug from cigarette socket and disconnect Charger immediately.**

May cause electric shock, smoke/fire.



Disconnect  
Power Source

---

**If plug is dusty, grasp it and disconnect Charger, then clean with a dry cloth.**

Fire may result.



Compulsory

---

**InCar Charger (Optional) only for vehicles with negative ground. Do not use in vehicles with positive ground, it may cause fire.**



Prohibited

---

**Plug Charger firmly into the outlet, keeping the plug and Charger charging terminals away from conductive material (pencil lead, metallic strip, metal jewelry, etc.).**

May cause electric shock, short circuit, fire, etc.



Compulsory

---

**Do not touch Charger plug with wet hands.**

May cause electric shock or malfunction, etc.



Do Not Use  
Wet Hands

---

**Do not touch Charger if thunder is heard.**

May cause electric shock, etc.



Prohibited





## Caution

---

### Grasp plug and disconnect Charger from outlet or cigarette socket before cleaning.

May cause electric shock, etc.



Disconnect  
Power Source

---

### Always grasp plug (not cord) to disconnect Charger from outlet or cigarette socket.

Pulling the plug by cord may damage cord, causing electric shock, fire, etc.



Compulsory

---

### Do not subject Charger (sold separately) to strong shocks or impacts while it is plugged into the outlet.

May cause malfunction or injury.



Compulsory

## Handset Use & Electronic Medical Equipment

This section is based on "Guidelines on the Use of Radio Communications Equipment such as Cellular Telephones and Safeguards for Electronic Medical Equipment" (Electromagnetic Compatibility Conference, April 1997) and "Report of Investigation of the Effects of Radio Waves on Medical Equipment, etc." (Association of Radio Industries and Businesses, March 2001).



## Warning

---

### Persons with implanted pacemaker/defibrillator should keep handset more than 22 cm away.

Radio waves may interfere with implanted pacemakers or defibrillators.



Compulsory

---

### If you intend to use electronic medical equipment other than implanted pacemaker/defibrillator outside medical facilities, consult the vendor on radio wave effects.

Radio waves may interfere with electronic medical equipment.



Compulsory

---

**Observe these rules inside medical facilities to avoid effects of radio waves on electronic medical equipment:**



Compulsory

- Do not enter an operating room or an Intensive or Coronary Care Unit while carrying a handset.
- Keep handset off in hospitals; cancel the setting that turns handset power on automatically (alarm, etc.) beforehand.
- Even in lobbies or other places where handset use is permitted, keep handset off near electronic medical equipment.
- Obey medical facility rules on mobile phone use.

---

**Turn handset off in crowds or trains where persons with implanted pacemaker/defibrillator may be near; cancel the setting that turns handset power on automatically (alarm, etc.) beforehand.**



Compulsory

Radio waves may interfere with implanted pacemakers or defibrillators causing such devices to malfunction.

# General Notes

---

## General Use

- SoftBank is not liable for any damage resulting from accidental loss/alteration of any data on handset/Memory Card. Please keep separate records of Phonebook entries, etc.
- Handset transmissions may be disrupted inside buildings, tunnels, or underground, or when moving into/out of such places.
- Use handset without disturbing others.
- Handsets are radios as stipulated by the Radio Law. Under the Radio Law, handsets must be submitted for inspection upon request.
- Handset use near landlines, TVs or radios may cause interference.
- **Beware of eavesdropping.**  
Because this service is completely digital, the possibility of signal interception is greatly reduced. However, some transmissions may be overheard.

### **Eavesdropping**

Deliberate/accidental interception of communications constitutes eavesdropping.

## Inside Vehicles

- Never use handset while driving.
- Do not park illegally to use handset.
- Handset use may affect a vehicle's electronic equipment.

## Aboard Aircraft

- Never use handset aboard aircraft (Keep the power off). Handset use may impair aircraft operation.

## Function Usage Limits

- The following functions are disabled after handset upgrade/replacement or service cancellation:
  - Camera
  - Media Player
  - TV
- After a long period of disuse, these functions may be unusable; establish a Network connection to restore usability.

## Handset Care

- If handset is left with no battery or an exhausted one, data may be altered/lost. SoftBank is not liable for any resulting damage.
- Use handset between 5°C - 40°C. Avoid extreme temperatures/direct sunlight.
- Exposing the lens to direct sunlight may damage the color filter and affect image color.
- Do not drop or subject handset to shocks.
- Clean handset with a dry, soft cloth. Using alcohol, thinner, etc. may damage it.
- Do not expose handset to rain, snow, or high humidity.
- Never disassemble or modify handset.
- Avoid scratching Display.
- When using headphones, moderate the volume to avoid sound bleed.
- **Handset is not water-proof. Avoid exposure to liquids and high humidity.**
  - Keep handset away from precipitation.
  - Cold air from air conditioning, etc. may condense causing corrosion.
  - Avoid placing handset in damp places (Restrooms, bath/shower rooms, etc.).
  - On the beach, keep handset away from water and direct sunlight.
  - Perspiration may get inside handset causing malfunction.

- Heavy objects or excessive pressure should be avoided. This may cause malfunction or injury.
  - Do not sit down with handset in a back pocket.
  - Do not place heavy objects on handset in a bag.
- Insert only specified devices into Headphone Port. Malfunction or damage may result.
- Always turn power off before removing battery. If battery is removed while saving data or sending mail, data may be lost, changed or destroyed.

## Copyrights

Copyright laws protect sounds, images, computer programs, databases, other materials for copyright holders. Duplicated material is limited to private use only.

Use of materials beyond this limit or without permission of copyright holders may constitute copyright infringement, and be subject to criminal punishment. Comply with copyright laws when using images captured with handset camera. The software contained in handset is copyrighted material; copyright, moral right, and other related rights are protected by copyright laws. Do not copy, modify, alter, disassemble, decompile, or reverse-engineer the software, and do not separate it from hardware in whole or part.

## Trademarks

- Licensed by QUALCOMM Incorporated under one or more of the following United States Patents and/or their counterparts in other nations:  
4,901,307 5,490,165 5,056,109 5,504,773 5,101,501  
5,506,865 5,109,390 5,511,073 5,228,054 5,535,239  
5,267,261 5,544,196 5,267,262 5,568,483 5,337,338  
5,600,754 5,414,796 5,657,420 5,416,797 5,659,569  
5,710,784 5,778,338
- Video Call, S! Mail, PC Site Browser, S! Quick News, S! Appli, S! Friend's Status, S! Addressbook Back-up, Graphic Mail, Feeling Mail, 3D Pictogram, Near Chat, S-1 BATTLE, S! Information Channel and Weather Indicator, Content Value Package, Simple Select Video are trademarks or registered trademarks of SOFTBANK MOBILE Corp.
- "SOFTBANK", SOFTBANK's equivalent in Japanese, and the SOFTBANK logo are trademarks or registered trademarks of SOFTBANK CORP. in Japan and in other countries.
- "Yahoo!", the "Yahoo!" and "Y!" logos are trademarks or registered trademarks of Yahoo! Inc.
- This product contains ACCESS Co., Ltd.'s NetFront Internet browser software. NetFront is a trademark or registered trademark of ACCESS Co., Ltd. in Japan and in other countries.

**ACCESS NetFront®**

- Part of the software in this product incorporates a module developed by the Independent JPEG Group.
- THIS PRODUCT IS LICENSED UNDER THE MPEG-4 VISUAL PATENT PORTFOLIO LICENSE FOR THE PERSONAL AND NON-COMMERCIAL USE OF A CONSUMER FOR (i) ENCODING VIDEO IN COMPLIANCE WITH THE MPEG-4 VISUAL STANDARD ("MPEG-4 VIDEO") AND/OR (ii) DECODING MPEG-4 VIDEO THAT WAS ENCODED BY A CONSUMER ENGAGED IN A PERSONAL AND NONCOMMERCIAL ACTIVITY AND/OR WAS OBTAINED FROM A VIDEO PROVIDER LICENSED BY MPEG LA TO PROVIDE MPEG-4 VIDEO. NO LICENSE IS GRANTED OR SHALL BE IMPLIED FOR ANY OTHER USE. ADDITIONAL INFORMATION INCLUDING THAT RELATING TO PROMOTIONAL, INTERNAL AND COMMERCIAL USES AND LICENSING MAY BE OBTAINED FROM MPEG LA, LLC. SEE [HTTP://WWW.MPEGLA.COM](http://www.mpegla.com).
- Contains Macromedia® Flash® Flash Lite™ technology by Adobe Systems Incorporated.
- Copyright© 1995-2005 Adobe Systems Incorporated. All rights reserved.
- Macromedia, Flash, Macromedia Flash, and Macromedia Flash Lite are trademarks or registered trademarks of Adobe Systems Incorporated in the United States and other countries.

- JBlend™ is incorporated in this product. JBlend™ is a Java™ execution environment developed by Aplix Corporation for implementing advanced performance and fast operation on small-memory systems.
- Powered by JBlend™ Technology.  
JBlend and JBlend logos are registered trademarks of Aplix Corporation in Japan and other countries.
- Powered by JBlend™, ©1997-2006 Aplix Corporation.  
All rights reserved.
- JBlend and all JBlend-based trademarks and logos are trademarks or registered trademarks of Aplix Corporation in Japan and other countries.
- Java and all Java-based trademarks and logos are trademarks or registered trademarks of Sun Microsystems, Inc. in the United States and other countries.
- "Chaku-Uta®" and "Chaku-Uta Full®" are registered trademarks of Sony Music Entertainment Corp.
- microSD™/microSDHC™ is a trademark of SD Association.



- Bluetooth is a trademark of the Bluetooth SIG, Inc. The Bluetooth word mark and logos are owned by the Bluetooth SIG, Inc. and any use of such marks by Samsung Electronics is under license. Other trademarks and trade names are those of their respective owners.
- QR Code is a registered trademark of DENSO WAVE INCORPORATED.
- Powered by SwiftDecoder™ Copyright ©1996-2007, Omniplanar, Inc. All Rights Reserved.
- Windows and Windows Media Player are either registered trademarks or trademarks of Microsoft Corporation in the United States and/or other countries.
- BookSurfing is registered trademark of CELSYS, Inc., Voyager Japan, Inc., INFOCITY, Inc.
- Windows is an abbreviation for the Microsoft Windows operating system.



## Bluetooth®

In the frequency band of the Bluetooth® functions of handset, Industrial, scientific or medical equipments such as microwave ovens or in-house radio stations such as the ones used in production lines or by amateur radio stations (Referred to as "other radio stations" hereafter) are used. In order to prevent radio interference with other radio equipments, follow the points listed below in using handset.

1. Before using Bluetooth® functions, confirm there are no "other radio stations" operating near you.
2. In case there is a radio interference with "other radio stations," move to some other place or stop the Bluetooth® functions (Stop emitting the radio waves) immediately.
3. If you have any questions or problems with Bluetooth® emissions, contact SoftBank as listed below:

**Contact: SoftBank Mobile Customer Center**

From a SoftBank handset, dial 157 (toll free) for General Information. See "Customer Service" (☎P.15-26) for landline numbers by service area.

Handset transmits on the 2.4 GHz band, employing frequency-hopping spread spectrum (FHSS) modulation, with resistance to radio frequency interference between 1.5 - 5 meters, depending on usage environment.

# SAR Certification

---

## 9315C meets the technical standards of Ministry of Internal Affairs and Communications (MIC) regarding radio wave absorption by a human body.

These technical standards are established on a scientific basis to prevent radio waves emitted from wireless devices such as mobile phones that are used close to human head from affecting human health. These standards assure that the SAR (Specific Absorption Rate), an indicator of the amount of average energy absorbed in the side of a human head, must not exceed the permissive value of 2 W/kg\*. This value includes a substantial safety margin designated to assure the safety of all persons, regardless of age and physical size. The value is equal to the international guideline recommended by International Commission on Non-Ionizing Radiation Protection (ICNIRP) that has a cooperative relationship with the World Health Organization (WHO).

The highest SAR value for 9315C is 0.784 W/kg. This value is obtained in accordance with the MIC testing procedure with the mobile phone transmitting at its highest permitted power level. While there may be differences in the SAR levels depending on phones, they all meet the MIC's permissible value. Because mobile phones are designed to employ the minimum power level required for the communication with the base station, the SAR of the phone during a call is usually below the maximum value.

For further information about SAR, please see the following websites:

MIC: <http://www.tele.soumu.go.jp/j/ele/index.htm>

ARIB: <http://www.arib-emf.org/initiation/sar.html>

- \* **The guideline is defined by relevant laws and regulations associated with the Radio Law (No. 2 of Article 14 of Ordinance Regulating Radio Equipment).**

## SoftBank's Body SAR Policy

\* Body SAR: The SAR value at the maximum transmission power when continuously talking with handset placed on the body and using earphone-microphone.

\*\* Specific Absorption Rate (SAR): The value measured when having talked continuously for 6 minutes.

\*\*\* Placement on the body: Measurements are taken with the rear of handset facing the body at a distance of 1.5 cm as the ordinary handset position. In order to comply with radio frequency exposure requirements, use an accessory (e.g. belt clip, holster) that does not contain metallic parts to maintain a 1.5 cm separation between the body and handset.

For further information, see the following SoftBank website:

<http://www.softbankmobile.co.jp/ja/info/public/emf/emf02.html>



# FCC RF Exposure Information

---

Your handset is a radio transmitter and receiver.

It is designed and manufactured not to exceed the emission limits for exposure to radio frequency (RF) energy set by the Federal Communications Commission of the U.S. Government.

The guidelines are based on standards that were developed by independent scientific organizations through periodic and thorough evaluation of scientific studies. The standards include a substantial safety margin designed to assure the safety of all persons, regardless of age and health.

The exposure standard for wireless handsets employs a unit of measurement known as the Specific Absorption Rate, or SAR. The SAR limit set by the FCC is 1.6 W/kg.

The tests are performed in positions and locations (e.g., at the ear and worn on the body) as required by the FCC for each model. The highest SAR value for this model handset when tested for use at the ear is 0.443 W/kg and when worn on the body, as described in this user guide, is 0.144 W/kg.

Body-worn Operation; This device was tested for typical body-worn operations with the back of the handset kept 1.5 cm from the body. To maintain compliance with FCC RF exposure requirements, use accessories that maintain a 1.5 cm separation distance between the user's body and the back of the handset. The use of belt clips, holsters and similar accessories should not contain metallic components in its assembly.

The use of accessories that do not satisfy these requirements may not comply with FCC RF exposure requirements, and should be avoided.

The FCC has granted an Equipment Authorisation for this model handset with all reported SAR levels evaluated as in compliance with the FCC RF emission guidelines. SAR information on this model handset is on file with the FCC and can be found under the Display Grant section of

<http://www.fcc.gov/oet/fccid> after searching on FCC ID A3LSWD931SC.

Additional information on Specific Absorption Rates (SAR) can be found on the Cellular Telecommunications & Internet Association (CTIA) website at <http://www.phonefacts.net>.

# European RF Exposure Information

---

Your mobile device is a radio transmitter and receiver. It is designed not to exceed the limits for exposure to radio waves recommended by international guidelines. These guidelines were developed by the independent scientific organization ICNIRP and include safety margins designed to assure the protection of all persons, regardless of age and health.

The guidelines use a unit of measurement known as the Specific Absorption Rate, or SAR. The SAR limit for mobile devices is 2 W/kg and the highest SAR value for this device when tested at the ear was 1.18 W/kg\*. As mobile devices offer a range of functions, they can be used in other positions, such as on the body as described in this user guide. In this case, the highest tested SAR value is 0.784 W/kg.

As SAR is measured utilizing the devices highest transmitting power the actual SAR of this device while operating is typically below that indicated above. This is due to automatic changes to the power level of the device to ensure it only uses the minimum level required to reach the network.

The World Health Organization has stated that present scientific information does not indicate the need for any special precautions for the use of mobile devices. They note that if you want to reduce your exposure then you can do so by limiting the length of calls or using a hands-free device to keep the mobile phone away from the head and body.

**\* The tests are carried out in accordance with international guidelines for testing.**

---

## Memo

---

---

---

---

---

---

---

---

---

---