

Chapter Contents At A Glance

Getting Started	1
Basic Operations	2
Calling	3
Messaging	4
Yahoo! Keitai & PC Site Browser	5
Camera & Imaging	6
Media Player & S! Applications	7
Handy Extras	8
Entertainment & Communication	9
Handset Security	10
Data Folder (Pictures etc.) & Memory Card	11
Connectivity & File Backup	12
Handset Customization	13
Appendix	14



Notes

- Most operation descriptions are based on default settings with handset open (P.1-2) in Standby (P.1-6).
- Operations and results may differ by handset status.
- Sample screenshots, etc. are provided for reference only.
- Actual handset windows, menus, etc. may differ in appearance.
- "(Japanese)" appears next to functions or applications which require Japanese ability to use as intended.
- In this guide and on handset, "abroad" means "outside Japan" with regard to handset/service usage.

Guide Usage Notes	ii	Voice Calling	3-3	Video Camera	6-5
Table of Contents	iii	Video Calling.....	3-5	Review	6-6
Accessory	v	Decoration Call.....	3-6	Shooting Modes	6-7
Safety Precautions	vi	Speed Dial	3-7	Editing Images.....	6-9
1 Getting Started		Call Log	3-8	Printing.....	6-14
Handset Parts	1-2	Call Time & Call Cost	3-9	Additional Functions.....	6-15
Charging Battery	1-4	Optional Services	3-10	Troubleshooting	6-18
Power On/Off	1-6	Additional Functions.....	3-12	7 Media Player & S! Applications	
Display & Indicators.....	1-7	Troubleshooting	3-21	Media Player.....	7-2
Accessing Functions	1-11	4 Messaging		Music	7-4
Mobile Manners	1-17	Messaging.....	4-2	Video.....	7-5
Security Codes	1-18	Sending Messages	4-4	Playlists.....	7-6
Basic Tools	1-19	Incoming Messages	4-8	S! Appli.....	7-7
Double Number	1-21	Handling Messages.....	4-10	Additional Functions.....	7-8
Additional Functions	1-24	Chat Folder	4-13	Troubleshooting	7-13
Troubleshooting	1-27	Mail Groups.....	4-14	8 Handy Extras	
2 Basic Operations		PC Mail	4-15	Calendar & Tasks.....	8-2
Font Size	2-2	Additional Functions.....	4-18	Alarms	8-7
Wallpaper	2-3	Troubleshooting	4-33	Calculator	8-9
Customized Screen.....	2-4	5 Yahoo! Keitai & PC Site Browser		Expenses Memo	8-10
Sounds & Alerts	2-5	Internet Services	5-2	Simulated Call.....	8-11
Text Entry	2-6	Yahoo! Keitai.....	5-3	Stopwatch	8-12
User Dictionary.....	2-11	PC Site Browser	5-4	Countdown Timer	8-13
Dictionary.....	2-12	Browsing	5-5	World Clock.....	8-14
Search	2-14	Bookmarks & Saved Pages	5-7	Hour Minder	8-15
Scratch Pad.....	2-15	RSS Feeds.....	5-8	Notepad	8-16
Phone Book	2-16	Additional Functions.....	5-9	ASCII Art.....	8-17
Additional Functions	2-19	Troubleshooting	5-16	Voice Recorder	8-18
Troubleshooting	2-24	6 Camera & Imaging		Scan Barcode.....	8-19
3 Calling		Camera	6-2	Create QR Code.....	8-20
Emergency Calls	3-2	Photo Camera.....	6-4	Scan Card.....	8-21

Text Scanner.....	8-22
Additional Functions	8-23
Troubleshooting	8-34

9 Entertainment & Communication

Mobile Widget.....	9-2
S! Quick News	9-5
S! Information Channel	9-6
e-Books.....	9-7
S! Friend's Status	9-8
S! Circle Talk.....	9-11
Blog Tool.....	9-13
Additional Functions	9-15
Troubleshooting	9-22

10 Handset Security

Handset Security.....	10-2
Additional Functions	10-4

11 Data Folder (Pictures etc.) & Memory Card

Data Folder (Pictures etc.)	11-2
Memory Card	11-6
Additional Functions	11-8
Troubleshooting	11-10

12 Connectivity & File Backup

Infrared.....	12-2
Mass Storage.....	12-5
Backup	12-6
S! Addressbook Back-up (SAB).....	12-8
Additional Functions	12-11
Troubleshooting	12-12

13 Handset Customization

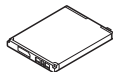
Date & Time	13-2
Display & Illumination.....	13-3
Ringtones & Sounds.....	13-5
Connectivity	13-6
Reset	13-8

14 Appendix

USIM Card	14-2
Battery.....	14-4
Software Update.....	14-5
Troubleshooting	14-6
Key Assignments	14-8
Pager Codes	14-10
Character Codes	14-11
Weather Indicators	14-17
Specifications.....	14-18
Menu List	14-23
Index.....	14-30
Warranty & Service	14-37
Customer Service	14-38

Accessory

■ Battery (SHBCC1)



- For accessory-related information, please contact SoftBank Mobile Customer Center, General Information (**P.14-38**).
- Use specified Charger or Headphones (each sold separately) only.

Safety Precautions







Read safety precautions before using handset.

- Observe precautions to avoid injury to self or others, or damage to property.
- SoftBank Mobile is not liable for any damages resulting from use of this product.

These labels indicate the degree of risk from improper use. Make sure you thoroughly understand their meanings before reading on.

 DANGER	Great risk of death or serious injury from improper use
 WARNING	Risk of death or serious injury from improper use
 CAUTION	Risk of serious injury or damage to property from improper use

These symbols indicate prohibited or compulsory actions. Make sure you thoroughly understand their meanings before reading on.

	Prohibited actions
Prohibited	
	Disassembly prohibited
Do Not Disassemble	
	Exposure to liquids prohibited
Avoid Liquids Or Moisture	
	Use with wet hands prohibited
Do Not Use Wet Hands	
	Compulsory actions
Compulsory	
	Unplug Charger from outlet
Disconnect Power Source	

Handset, Battery, USIM Card, Charger (Sold Separately) & Memory Card (Sold Separately)

DANGER

Use specified battery, Charger (sold separately) and Desktop Holder (sold separately) only.

Non-specified equipment use may cause battery to leak, overheat, burst or ignite, and may cause Charger to overheat, ignite, malfunction, etc.



Compulsory

Do not disassemble, modify or solder handset or related hardware.

May cause fire, injury, electric shock or malfunction. Battery may leak, overheat, burst or ignite. Modifying handsets is prohibited by the Radio Law and subject to a penalty.



Do Not Disassemble

Do not expose handset or related hardware to liquids.

Do not let liquid-exposed handset/related hardware remain wet after exposure to water, pet urine, etc.; do not charge wet battery. May cause overheating, electric shock, fire, injury or malfunction.



Avoid Liquids Or Moisture

Use them in an appropriate place properly.

Do not charge battery in or expose handset or related hardware to extreme heat (e.g., near fire or sources of heat, in direct sunlight, inside vehicles, etc.).

May cause warping/malfunction; battery may leak, overheat, ignite or burst. Handset or related hardware may become hot to the touch, leading to burn injuries, etc.



Prohibited

Do not force battery/Charger into handset. Check the direction and retry.

Battery may leak, overheat, burst, ignite, etc.



Prohibited

WARNING

Do not place handset, battery or Charger in/on ovens, microwave ovens, pressure cookers, induction stoves or other cooking appliances.

Battery may leak, overheat, burst or ignite. Handset/Charger may overheat, emit smoke, ignite, malfunction, etc.



Prohibited

Keep handset off and Charger disconnected near gas stations or places with fire/explosion risk.

Handset use near petrochemicals or other flammables may cause fire/explosion.



Compulsory

Do not apply strong shocks or impacts.

Do not drop/throw handset or related hardware. Battery may leak, overheat, burst or ignite, resulting in fire, electric shock, malfunction, etc.



Prohibited

If there is unusual sound/odor, smoke or any other abnormality:

Continued use may cause fire, electric shock, etc.; grasp plug to disconnect Charger, power handset off, then remove battery, being careful not to burn or injure yourself.



Compulsory

Keep liquids (water, pet urine, etc.) or conductive material (pencil lead, metallic strip, metal jewelry, etc.) away from charging terminals, External Device Port or Memory Card Slot.

May cause short circuit, resulting in fire, malfunction, etc.



Prohibited

CAUTION

Do not place handset or related hardware on unstable surfaces.

Handset or related hardware may fall, resulting in injury, malfunction, etc.; be especially careful when Vibration is set or while charging.



Prohibited

Keep handset and related hardware out of infants' reach.

Infants may choke from swallowing handset or related hardware or be injured, etc.



Compulsory

Safety Precautions

If your child is using handset/
related hardware, explain all
instructions and supervise usage.
Misuse may cause injury, etc.



Compulsory

Battery

DANGER

Read battery label to confirm battery type;
use/dispose of battery accordingly.

Symbol on Label	Battery Type
Li-ion00	Lithium-ion

Do not dispose of battery in fire.
Battery may leak, burst, ignite, etc.



Prohibited

Do not damage battery (with a nail,
hammer, foot, etc.) or subject it to
strong impacts or shocks.
Battery may leak, overheat, burst,
ignite, etc.



Prohibited

Keep wire or other metal objects
away from battery terminals. Do not
carry/store battery with conductive
material (pencil lead, metallic strip,
metal jewelry, etc.).
Battery may leak, overheat, burst,
ignite, etc.



Prohibited

If battery fluid gets in eyes, do not
rub; rinse with water and consult a
doctor immediately.
Eyes may be severely damaged.



Compulsory

WARNING

If battery fluid contacts skin or
clothes, discontinue handset use and
rinse with clean water immediately.
May cause skin damage.



Compulsory

If battery does not charge properly,
stop trying.
Battery may leak, overheat, burst,
ignite, etc.



Compulsory

If there is abnormal odor, excessive
heat, discoloration or distortion,
remove battery, being careful not to
burn or injure yourself. Avoid fire
sources.
Continued use may cause battery to
leak, overheat, burst, ignite, etc.



Compulsory

Keep battery away from pets.
Pet bites may cause battery to leak,
burst, overheat, ignite, etc.



Compulsory

CAUTION

Do not dispose of an exhausted
battery with ordinary refuse.
Tape over battery terminals before
disposal. Take battery to a SoftBank
Shop, or follow the local disposal
regulations.



Prohibited

Handset

WARNING

Do not use handset while driving or
cycling.

Accidents may result.
Phone use while driving or cycling is
prohibited by law and subject to a
penalty; park in a legal parking space
beforehand.



Prohibited

Power handset off near electronic
devices that employ high precision
control systems or weak signals.
May cause electronic malfunctions,
etc. Be especially careful near the
following devices:

Hearing aids, implanted pacemakers/
defibrillators and other electronic
medical equipment; fire alarms,
automatic doors and other automatic
control devices.



Compulsory

Power handset off before boarding
aircraft to avoid radio waves from
interfering with aircraft operation.

If mobile phone use is allowed on
board, follow airline or cabin crew
instructions regarding handset use.



Compulsory

Users with a heart condition should
adjust ringtone Vibration and
Volume as needed.

May cause heart damage.



Compulsory

If thunder is heard while outdoors, power handset off; find cover.

There is a risk of lightning strike or electric shock.



Compulsory

Do not look into Infrared Port during infrared transmissions.

Eyesight may be affected.



Prohibited

CAUTION

Do not use handset when it may affect a vehicle's electronic equipment.

Handset use inside vehicles may cause electronic equipment to malfunction, resulting in accidents.



Prohibited

If you experience any skin irritation associated with handset use, discontinue handset use and consult a doctor.

Metal and other materials (P.14-18) may cause skin irritation, rashes, or itchiness depending on your physical condition.



Compulsory

Keep handset away from magnetic cards, etc.

Data on bank cards, credit cards, telephone cards, floppy disks, etc. may be lost.



Prohibited

Do not swing handset by strap.

May harm self or others; strap may break, resulting in injury or handset malfunction/breakage.



Prohibited

Handset may become hot while in use, especially at high temperature.

Prolonged contact with skin may cause burn injuries.



Compulsory

Always maintain some distance from Speaker while ringtones, music or other handset sounds play.

Excessive volume may damage ears or hearing.



Prohibited

Keep fingers, straps, etc. outside when opening/closing handset.

May cause injury, breakage, etc.



Compulsory

Moderate handset volume when using Headphones.

Excessive volume may damage ears or hearing.



Compulsory

Charger (Sold Separately)



WARNING

Do not cover/wrap Charger while charging.

Charger may overheat, resulting in fire, malfunction, etc.



Prohibited

Use only the specified voltage.

Non-specified voltages may cause fire, malfunction, etc.



Prohibited

- AC Charger (sold separately):
AC 100V-240V Input
- In-Car Charger (sold separately; use in negative earth vehicles only):
DC 12V/24V Input

Do not use power adapters. Using Charger with step-up/step-down transformer may cause fire, electric shock or malfunction.

Leave Charger unplugged during periods of disuse; grasp plug to disconnect it.

May cause electric shock, fire or malfunction.



Disconnect Power Source

Use only the specified fuse for In-Car Charger (sold separately).

Non-specified fuse may cause fire or malfunction. See In-Car Charger manual for details.



Compulsory

If liquids (water, pet urine, etc.) seep inside Charger, grasp plug and disconnect it immediately.

May cause electric shock, smoke or fire.



Disconnect Power Source

Safety Precautions

If plug is dusty, grasp it and disconnect Charger, then clean with dry cloth. Fire may result.



Compulsory

Do not use In-Car Charger (sold separately) in positive earth vehicles. May cause fire, etc. Use in negative earth vehicles only.



Prohibited

Plug Charger firmly into the outlet, keeping the plug and Charger/Desktop Holder charging terminals away from conductive material (pencil lead, metallic strip, metal jewelry, etc.).



Compulsory

May cause electric shock, short circuit, fire, etc.

Do not touch Charger plug with wet hands.



Do Not Use Wet Hands

May cause electric shock, malfunction, etc.

Do not touch Charger if thunder is heard.



Prohibited

May cause electric shock, etc.



CAUTION

Grasp plug and disconnect Charger before cleaning.

May cause electric shock, etc.



Disconnect Power Source

Always grasp plug (not cord) to disconnect Charger.

Pulling the plug by cord may damage cord, causing electric shock, fire, etc.



Compulsory

Do not subject AC Charger (sold separately) to strong shocks or impacts while it is plugged into the outlet.

May cause malfunction or injury.



Prohibited

Do not touch charging terminals of Desktop Holder (sold separately) while it is connected to the outlet.

May cause burn injuries.



Prohibited

Handset Use & Electronic Medical Equipment

This section is based on "Guidelines on the Use of Radio Communications Equipment such as Cellular Telephones and Safeguards for Electronic Medical Equipment"

(Electromagnetic Compatibility Conference, April 1997) and "Report of Investigation of the Effects of Radio Waves on Medical Equipment, etc." (Association of Radio Industries and Businesses, March 2001).



WARNING

Persons with implanted pacemaker/defibrillator should keep handset more than 22 cm away.

Radio waves may interfere with implanted pacemakers or defibrillators.



Compulsory

If you intend to use electronic medical equipment other than implanted pacemaker/defibrillator outside medical facilities, consult the vendor on radio wave effects.

Radio waves may interfere with electronic medical equipment.



Compulsory

Observe these rules inside medical facilities to avoid effects of radio waves on electronic medical equipment:



Compulsory

- Do not enter an operating room or an Intensive or Coronary Care Unit while carrying a handset.
- Keep handset off in hospitals; cancel the setting that powers handset on automatically (alarm, etc.) beforehand.
- Even in lobbies or other places where handset use is permitted, keep handset off near electronic medical equipment.
- Obey medical facility rules on mobile phone use.

Power handset off in crowds or trains where persons with implanted pacemaker/defibrillator may be near; cancel the setting that powers handset on automatically (alarm, etc.) beforehand.



Compulsory

Radio waves may interfere with implanted pacemakers or defibrillators causing such devices to malfunction.

General Notes

General Use

- SoftBank Mobile is not liable for any damages resulting from accidental loss/alteration of files saved on handset/Memory Card. Keep separate copies of Phone Book entries, etc.
- Handset transmissions may be disrupted inside buildings, tunnels or underground, or when moving into/out of such places.
- Use handset without disturbing others.
- Handsets are radios as stipulated by the Radio Law. Under the Radio Law, handsets must be submitted for inspection upon request.
- Handset use near landlines, TVs or radios may cause interference.
- For proper use of Memory Card (sold separately), read the manual beforehand.
- **Beware of eavesdropping.**
Because this service is completely digital, the possibility of signal interception is greatly reduced. However, some transmissions may be overheard.
Eavesdropping
Deliberate/accidental interception of communications constitutes eavesdropping.
- An export license may be required to carry the handset into other countries if it is to be used by or transferred to another person. However, no such license is required when you take the handset abroad for personal use on a vacation or business trip and then bring it back. Export control regulations in the United States provide that an export license granted by the US government is required to carry the handset into Cuba, Iran, North Korea, Sudan or Syria.

Handset & Hardware Care

- Handset is not waterproofed. Avoid exposure to liquids and high humidity.
 - Keep handset away from precipitation.
 - Cold air from air conditioning, etc. may condense causing corrosion.
 - Avoid dropping handset in damp places (restroom, bath/shower room, etc.).
 - On the beach, keep handset away from water and direct sunlight.
 - Perspiration may seep inside handset causing malfunction.
- If handset is left with no battery or an exhausted one, data may be altered/lost. SoftBank Mobile is not liable for any resulting damages.
- Use handset between 5°C - 35°C (35% - 85% humidity).
- Avoid extreme temperatures or direct sunlight.
- Exposing lens to direct sunlight may damage color filter and affect image color.
- Battery may not charge properly if ports/terminals are obstructed by dust, etc. Clean with dry cloth, cotton swab, etc.
- Clean handset with soft dry cloth. Using alcohol, thinner, etc. may damage it.
- Avoid scratching Display.
- Avoid heavy objects or excessive pressure. May cause malfunction or injury.
 - Do not sit on handset in back pants pocket.
 - Do not place heavy objects on handset inside handbags, packs, etc.

- Connect only specified products to Headphone Port. Other devices may malfunction or cause damage.
- Always power handset off before removing battery. If battery is removed while saving data or sending mail, data may be lost, changed or destroyed.
- Do not remove Memory Card or power handset off while using the card; may result in data loss or malfunction.
- When walking outside, moderate handset volume to avoid accidents.
- Do not use Desktop Holder (sold separately) inside vehicles. Vibration may damage handset, etc.

Function Usage Limits

These functions are disabled after handset upgrade/replacement or service cancellation: Camera; Media Player; S! Applications. After a period of disuse, these functions may be unusable; retrieve Network Information (P.13-6) to restore usability.

Mobile Camera

- Mind your manners when using handset camera.
- Test the camera before capturing/recording special moments.
- Do not use handset camera in places where photography or videography is prohibited.

Electromagnetic Waves

For body-worn operation, this phone has been tested and meets RF exposure guidelines when used with accessories containing no metal, that position handset a minimum of 15 mm from the body. Use of other accessories may not ensure compliance with RF exposure guidelines.

CE Declaration of Conformity

CE 0168

Hereby, Sharp Telecommunications of Europe Ltd. declares that 832SH is in compliance with the essential requirements and other relevant provisions of Directive 1999/5/EC. A copy of the original declaration of conformity for each model can be found at the following Internet address: <http://www.sharp.co.jp/k-tai/>

Battery - CAUTION

Use specified battery or Charger only.

Non-specified equipment use may cause malfunctions, electric shock or fire due to battery leakage, overheating or bursting.

Do not dispose of an exhausted battery with ordinary refuse; always tape over battery terminals before disposal. Take battery to a SoftBank Shop, or follow the local disposal regulations.

Charge battery in ambient temperatures between 5°C and 35°C; outside this range, battery may leak/overheat and performance may deteriorate.

European RF Exposure Information

Your mobile device is a radio transmitter and receiver. It is designed not to exceed the limits for exposure to radio waves recommended by international guidelines. These guidelines were developed by the independent scientific organization ICNIRP and include safety margins designed to assure the protection of all persons, regardless of age and health.

The guidelines use a unit of measurement known as the Specific Absorption Rate, or SAR. The SAR limit for mobile devices is 2 W/kg.

As mobile devices offer a range of functions, they can be used in other positions, such as on the body as described in this user guide^{*}.

Highest SAR value:

Model	At the Ear**	On the Body
832SH	1.169 W/kg	0.786 W/kg

As SAR is measured utilizing the device's highest transmitting power the actual SAR of this device while operating is typically below that indicated above. This is due to automatic changes to the power level of the device to ensure it only uses the minimum level required to reach the Network. The World Health Organization has stated that present scientific information does not indicate the need for any special precautions for the use of mobile devices. They note that if you want to reduce your exposure then you can do so by limiting the length of calls or using a handsfree device to keep the mobile phone away from the head and body.

^{*}Please see Electromagnetic Waves on the left for important notes regarding body-worn operation.

^{**}Measured in accordance with international guidelines for testing.

FCC Notice

- This device complies with part 15 of the FCC Rules. Operation is subject to the following two conditions:
 (1) This device may not cause harmful interference, and (2) this device must accept any interference received, including interference that may cause undesired operation.
- Changes or modifications not expressly approved by the manufacturer responsible for compliance could void the user's authority to operate the equipment.

FCC Information to User

This equipment has been tested and found to comply with the limits of a Class B digital device, pursuant to Part 15 of the FCC Rules. These limits are designed to provide reasonable protection against harmful interference in a residential installation. This equipment generates, uses and can radiate radio frequency energy and, if not installed and used in accordance with the instructions, may cause harmful interference to radio communications.

However, there is no guarantee that interference will not occur in a particular installation; if this equipment does cause harmful interference to radio or television reception, which can be determined by turning the equipment off and on, the user is encouraged to try to correct the interference by one or more of the following measures:

1. Reorient/relocate the receiving antenna.
2. Increase the separation between the equipment and receiver.

3. Connect the equipment into an outlet on a circuit different from that to which the receiver is connected.
4. Consult the dealer or an experienced radio/TV technician for help.

FCC RF Exposure Information

Your handset is a radio transmitter and receiver. It is designed and manufactured not to exceed the emission limits for exposure to radio frequency (RF) energy set by the Federal Communications Commission of the U.S. Government.

The guidelines are based on standards that were developed by independent scientific organizations through periodic and thorough evaluation of scientific studies. The standards include a substantial safety margin designed to assure the safety of all persons, regardless of age and health. The exposure standard for wireless handsets employs a unit of measurement known as the Specific Absorption Rate, or SAR. The SAR limit set by the FCC is 1.6 W/kg.

Highest SAR value:

Model	FCC ID	At the Ear	On the Body
832SH	APYHR000104	0.814 W/kg	0.509 W/kg

This device was tested for typical body-worn operations with the back of the handset kept 1.5 cm from the body. To maintain compliance with FCC RF exposure requirements, use accessories that maintain a 1.5 cm separation distance between the user's body and the back of the handset. The use of beltclips, holsters and similar accessories should not contain metallic components in its assembly.

The use of accessories that do not satisfy these requirements may not comply with FCC RF exposure requirements, and should be avoided. The FCC has granted an Equipment Authorization for this model handset with all reported SAR levels evaluated as in compliance with the FCC RF emission guidelines. SAR information on this model handset is on file with the FCC and can be found at <http://www.fcc.gov/oet/fccid> under the Display Grant section after searching on the corresponding FCC ID (see table on the left). Additional information on Specific Absorption Rates (SAR) can be found on the Cellular Telecommunications & Internet Association (CTIA) Website at <http://www.phonefacts.net>.

Rights, Trademarks & Patents

Portrait Rights

Portrait rights protect individuals' right to refuse to be photographed or to refuse unauthorized publication/use of their photographs. Portrait rights consist of the right to privacy, which is applicable to all persons, and the right to publicity, which protects the interests of celebrities. Therefore, photographing others including celebrities and publicizing/distributing their photographs without permission is illegal; use handset camera responsibly.

Copyrights

Copyright laws protect sounds, images, computer programs, databases, other materials and copyright holders. Duplicated material is limited to private use only. Use of materials beyond this limit or without permission of copyright holders may constitute copyright infringement, and be subject to criminal punishment. Comply with copyright laws when using images captured with handset camera.

The software contained in handset is copyrighted material; copyright, moral right and other related rights are protected by copyright laws. Do not copy, modify, alter, disassemble, decompile or reverse-engineer the software; do not separate it from hardware in whole or part.

Video recording and playback are based on **MPEG-4**. This product is licensed under the MPEG-4 Visual Patent Portfolio License for the personal and non-commercial use of a consumer to (i) encode video in compliance with the MPEG-4 Video Standard ("MPEG-4 Video") and/or (ii) decode MPEG-4 Video that was encoded by a consumer engaged in a personal and non-commercial activity and/or was obtained from a licensed video provider. No license is granted or implied for any other use. Additional information may be obtained from MPEG LA.

See <http://www.mpegla.com>.

This product is licensed under the MPEG-4 Systems Patent Portfolio License for encoding in compliance with the MPEG-4 Systems Standard, except that an additional license and payment of royalties are necessary for encoding in connection with (i) data stored or replicated in physical media which is paid for on a title by title basis and/or (ii) data which is paid for on a title by title basis and is transmitted to an end user for permanent storage and/or use. Such additional license may be obtained from MPEG LA, LLC.

See <http://www.mpegla.com> for additional details.



Handset employs RSA® BSAFE™ software developed by RSA Security Inc.

RSA is a registered trademark of RSA Security Inc. BSAFE is a registered trademark of RSA Security Inc. in the United States and/or other countries.

Safety Precautions

This product is equipped with JBlend™ designed to accelerate the performance of Java™ Application. Powered by JBlend™. Copyright 1997-2009 Aplix Corporation.



All rights reserved.

JBlend and JBlend-related brands are trademarks or registered trademarks of Aplix Corporation in Japan and other countries.

Java and Java-related brands are trademarks or registered trademarks of Sun Microsystems, Inc. in the United States and other countries.



microSDHC™, microSD™ and miniSD™ are trademarks of the SD Card Association.

NetFront®

This product employs NetFront Browser (Internet browser) and NetFront SMIL Player developed by ACCESS Co., Ltd.

Copyright© 2009 ACCESS Co., Ltd.

ACCESS and NetFront are trademarks or registered trademarks of ACCESS Co., Ltd. in Japan or other countries.

This product includes a module developed by Independent JPEG Group.

Powered by Mascot Capsule®/Micro3D Edition™. Mascot Capsule is a registered trademark of HI Corporation.

©2002-2009 HI Corporation. All rights reserved.

QR Code is a registered trademark of DENSO WAVE INCORPORATED.



This product contains Adobe® Flash® Lite™ player software under license from Adobe Systems Incorporated.

Adobe Flash Lite Copyright © 2003-2007 Adobe Systems Incorporated. All rights reserved. Adobe, Flash and Flash Lite are either registered trademarks or trademarks of Adobe Systems Incorporated in the United States and other countries.

VeilView, Smartlink, Animation View and Simulated Call are trademarks or registered trademarks of SHARP Corporation.

Chaku-Uta and Chaku-Uta Full are registered trademarks of Sony Music Entertainment (Japan) Inc.

BookSurfing® is a registered trademark of CELSYS Inc., Voyager Japan, Inc. and INFOCITY Inc.

Genius English-Japanese Dictionary ©2005-2008 Taishukan

Genius Japanese-English Dictionary ©2005-2008 Taishukan

Meikyo Japanese Dictionary ©2005-2008 Taishukan

- Genius E.J-Dic MX.net ©KONISHI Tomoshichi, MINAMIDE Kosei & Taishukan, 2009
- Genius JE-Dic MX.net ©KONISHI Tomoshichi, MINAMIDE Kosei & Taishukan, 2009
- Meikyo J-Dic MX.net ©KITAHARA Yasuo & Taishukan, 2009
- Imidas Encyclopedia ©SHUEISHA Inc.
- Complete Japanese Encyclopedia (Encyclopedia Nipponica 2001) including "Nipponica Plus," Digital Dai-ji-sen Japanese Dictionary, Shogakukan Progressive English-Japanese Dictionary, Shogakukan Progressive Japanese-English Dictionary ©Shogakukan Inc.
- Amazon.co.jp is a trademark of Amazon.com, Inc. or its affiliates.

SOFTBANK, SoftBank and the SoftBank logo are trademarks or registered trademarks of SOFTBANK CORP. in Japan and other countries.

Yahoo! and the Yahoo! and Y! logos are trademarks or registered trademarks of Yahoo! Inc.

CP8 PATENT

Video Call, Decoration Call, S! Application, PC Site Browser, PC Mail, Mobile Widget, S! Circle Talk, S! Quick News, S! Friend's Status, S! Mail, S! Information Channel, Weather Indicator, Customized Screen, Double Number, Multi Job, S! Addressbook Back-up, Feeling Mail, Sky Mail, Sha-mail, Movie Sha-mail, Input Memory, Secure Remote Lock and Graphic Mail are trademarks or registered trademarks of SOFTBANK MOBILE Corp.

Other company and product names mentioned herein are trademarks or registered trademarks of their respective owners.

Specific Absorption Rate (SAR)

832SH meets the government's requirements for exposure to radio waves.

These requirements are based on scientific basis to assure that radio waves emitted from mobile phones and other handheld wireless devices do not affect human health. They require that the Specific Absorption Rate (SAR), which is the unit of measurement for the amount of radiofrequency absorbed by the body, shall not exceed 2 W/kg . This limit includes a substantial safety margin designed to assure the safety of all persons, regardless of age or health, and meets the international standard set by International Commission on Non-Ionizing Radiation Protection (ICNIRP) in cooperation with World Health Organization (WHO).

All mobile phones, prior to product launch, must be certified as compliant with government requirements as stipulated by the Radio Law. 832SH has been granted Technical Regulations Conformity Certification by TELECOM ENGINEERING CENTER. Its highest SAR value is 1.080 W/kg. This value was obtained by TELECOM ENGINEERING CENTER as part of the certification process. SAR tests were conducted with handset transmitting at its highest certified power level in accordance with testing methods set by the government. While there may be differences between the SAR levels for various handsets, they all meet the governmental requirements for safe exposure. The actual SAR level of the handset while operating can be well below the highest value. This is because the handset is designed to operate at multiple power levels so as to use only the power required to reach the Network.

Additional information on SAR can be obtained on the following Websites.

Ministry of Internal Affairs and Communications
<http://www.tele.soumu.go.jp/e/sys/ele/index.htm>
Association of Radio Industries and Businesses (ARIB)
<http://www.arib-ermf.org/> (Japanese)

*Requirements are stipulated in Radio Law (Ordinance Regulating Radio Equipment, Article 14-2).