

# Appendix

<b>Function List</b> .....	<b>16-2</b>
<b>Troubleshooting</b> .....	<b>16-8</b>
Warning Signs .....	16-10
<b>Software Update</b> .....	<b>16-10</b>
<b>Key Assignments</b> .....	<b>16-13</b>
<b>Symbol List</b> .....	<b>16-15</b>
<b>Character Code List</b> .....	<b>16-16</b>
<b>Weather Indicator List</b> .....	<b>16-21</b>
<b>Memory List</b> .....	<b>16-22</b>
<b>Specifications</b> .....	<b>16-23</b>
<b>Index</b> .....	<b>16-24</b>
<b>Warranty &amp; Service</b> .....	<b>16-31</b>
Warranty .....	16-31
After-Sales Service .....	16-31
<b>Customer Service</b> .....	<b>16-32</b>


## Function List

From Main Menu, press key corresponding to a menu number for direct access. (☞ P.1-20)


Example: To select S! Mail Settings in Messaging menu: **1** first column

**0** second column **3** third column


**1** (Messaging) → **0** (Settings) → **3** (S! Mail Settings)

 Messaging		
Menu Number/Function Name		Page
<b>1</b>	Messaging	–
1	Incoming Mail	P.12-11
2	Create New S! Mail	P.12-4
3	Retrieve New	P.12-16
4	Drafts	P.12-20
5	Templates	P.12-6
6	Sent Messages	P.12-17
7	Unsent Messages	P.12-17
8	Server Mail Box	–
1	Mail List	P.12-15
2	Delete Server Mail All	P.12-16
9	Create New SMS	P.12-8
0	Settings	–
1	Custom Mail Address	P.12-3
2	Universal Settings	P.15-15
3	S! Mail Settings	P.15-16
4	SMS Settings	P.15-17
✕	Memory Status	–
1	Phone	P.12-3
2	USIM	P.12-3


 Yahoo! Keitai		
Menu Number/Function Name		Page
<b>2</b>	Yahoo! Keitai	–
1	Yahoo! Keitai	P.13-3
2	Bookmarks	P.13-8
3	Saved Pages	P.13-8
4	Enter URL	–
1	Direct Entry	P.13-4
2	URL History List	P.13-4
5	History	P.13-4
6	PC Site Browser	–
1	Homepage	P.13-5
2	Bookmarks	P.13-8
3	Saved Pages	P.13-8
4	Enter URL	P.13-5
5	History	P.13-5
6	Yahoo! Keitai	P.13-3
7	PC Site Browser Settings	P.15-18
7	Settings	–
1	Font Size	P.15-18
2	Scroll Unit	P.15-18
3	Downloads	P.15-18
4	Memory Manager	P.15-18
5	Security	P.15-19
6	Initialized Browser	P.15-18
7	Reset Defaults	P.15-18


 S! Appli		
Menu Number/Function Name		Page
3	S! Appli	–
1	S! Appli List	–
	Tab 1 Phone	P.14-2
	Tab 2 Memory Card	P.14-2
2	S! Appli Settings	–
1	Volume	P.15-20
2	Display Backlight	P.15-20
3	Vibration	P.15-20
4	Auto Suspend Timer	P.15-20
5	Synchronize Memory Card	P.15-20
3	Information	P.14-2

 TV		
Menu Number/Function Name		Page
4	TV	–
1	Watch TV	P.5-5
2	Program List	P.5-7
3	TV Link	P.5-9
4	Channel List	P.5-4
5	Channel Settings	–
	1 Select Area	P.5-3
	2 Set from Current Location	P.5-4
6	User Settings	–
	1 Caption	P.15-13
	2 First View	P.15-13
	3 Display Backlight	P.15-13
	4 Data Broadcasting	P.15-13
	5 Icon Always Display	P.15-13
	6 Reset Channel Settings	P.15-13
	7 Reset Storage Area	P.15-13
	8 Reset TV Settings	P.15-13


 Camera		
Menu Number/Function Name		Page
5	Camera	–
1	Camera	P.6-5
2	Video Camera	P.6-6
3	Bar Code Reader	P.11-9
4	Magnifying Loupe	P.6-10


 Entertainment		
Menu Number/Function Name		Page
6	Entertainment	–
1	S! Quick News	–
1	S! Quick News List	P.7-2
2	S! Loop List	P.7-2
3	Settings	P.15-14
2	S! Information Channel/Weather	–
1	What's New?	P.7-14
2	History	P.7-14
3	Register/Cancel	P.7-13
4	Get Latest Contents	P.7-14
5	Missed Event settings(S! Information Channel)	P.7-14
6	Weather Indicator	P.7-14
3	Media Player	–
1	Audio	P.7-6
2	Video	P.7-8
4	BookSurfing	P.7-12
5	e-Book Viewer	P.7-12
6	S! Loop	P.7-15


 <b>Tools</b>		
Menu Number/Function Name		Page
<b>7</b>	Tools	–
1	Alarms	P.11-6
2	Calendar	P.11-2
3	Calculator	P.11-7
4	Notepad	P.11-8
5	Answer Phone	–
1	Message List	P.2-12
2	Settings	P.2-12
6	Voice Recorder	P.11-9
7	Bar Code Reader	P.11-9
8	Software Update	–
1	Software Update	P.16-10
2	Update Result	P.16-11

 <b>Data Folder</b>		
Menu Number/Function Name		Page
<b>8</b>	Data Folder	–
1	Pictures	–
Tab 1	Phone	P.8-2
Tab 2	Memory Card	P.8-2
Tab 3	DigitalCamera	P.8-2
2	Ring Songs&Tones	–
Tab 1	Phone	P.8-2
Tab 2	Memory Card	P.8-2

<b>8</b>	3	S! Appli	–
	Tab 1	Phone	P.8-2
	Tab 2	Memory Card	P.8-2
	4	Music	–
	Tab 1	Phone	P.8-2
	Tab 2	Memory Card	P.8-2
	5	Videos	–
	Tab 1	Phone	P.8-2
	Tab 2	Memory Card	P.8-2
	Tab 3	Video Camera	P.8-2
	6	Books	–
	Tab 1	Phone	P.8-2
	Tab 2	Memory Card	P.8-2
	7	S! Familiar Usability	–
	Tab 1	Phone	P.8-3
	Tab 2	Memory Card	P.8-3
	8	Templates	P.8-3
	9	Flash(R)	–
Tab 1	Phone	P.8-3	
Tab 2	Memory Card	P.8-3	
0	Other Documents	–	
Tab 1	Phone	P.8-3	
Tab 2	Memory Card	P.8-3	
*	Memory Status	–	
1	Phone	P.8-4	
2	Memory Card	P.8-4	


 <b>Bar Code Reader</b>		
Menu Number/Function Name		Page
9	Bar Code Reader	–
1	Scan Barcodes	P.11-9
2	Saved Data List	P.11-10

 <b>Connectivity</b>		
Menu Number/Function Name		Page
✱	Connectivity	–
1	Infrared	P.9-2
2	Retrieve NW Info	P.1-15

 <b>Phone Book</b>		
Menu Number/Function Name		Page
	Phone Book	–
1	Phone Book	P.4-6
2	Create New Entry	P.4-3
3	Call Log	–
	Tab 1 All Calls	P.2-10
	Tab 2 Incoming	P.2-10
	Tab 3 Outgoing	P.2-10
4	Group	P.4-5
5	Account Details	P.4-13
6	Speed Dial	P.4-8

7	S! Addressbook Back-up	–
1	Start Sync	P.4-12
2	Auto Sync Settings	P.4-12
3	Sync Log	P.4-12
8	Memory Manager	–
1	Copy All from USIM	P.4-10
2	Copy All to USIM	P.4-10
3	Delete All (Phone)	P.4-10
4	Delete All (USIM)	P.4-10
5	Send All Phone Book via Infrared	P.9-4
9	Settings	–
1	Save Settings	P.15-11
2	Change View	P.15-11
3	Search Method	P.4-6
4	Font Size	P.15-11
0	Memory Status	P.4-10

• Number in first column is not available for Phone Book.



 <b>Settings</b>		
Menu Number/Function Name		Page
#	Settings	–
1	Sound Settings	–
1	Assign Ringtone	P.15-2
2	Ringer Volume	P.15-2
3	Ringtone Duration	P.15-2
4	Warning Tone	P.15-3
5	Vibration Alert	P.15-2
6	Key Tone	P.15-3

#	2	Display Settings	–
	1	Main Display	P.15-4
	2	Change Menu Theme	P.15-5
	3	Backlight Time	P.15-4
	4	Main Menu Icons	P.15-5
	5	Themes	P.15-4
	6	Brightness	P.15-4
	7	Standby Display	P.15-4
	8	S! Quick News Settings	P.15-14
	9	View Blind	P.1-27
	3	Phone Settings	–
	1	言語選択	P.15-4
	2	Date & Time	P.15-7
	3	User's Dictionary	P.3-9
	4	Notification Light	P.15-11
	5	Keyguard	P.10-3
	6	Key Settings	P.15-5
	7	Change Simple Mode	P.1-25
	4	Security	–
	1	Password Lock	P.10-4
	2	Phone Book Lock	P.4-10
	3	Messaging Lock	P.12-19
	4	Secret Mode	P.10-6
	5	Reset	P.10-6
	6	PIN ON/OFF	P.10-2
	7	Change PIN	P.10-3
	8	Change PIN2	P.10-3
9	Change Password	P.10-2	


#	5	Call Settings	–
	1	Optional Services	P.2-13
	2	Call Time & Cost	P.15-9
	3	Video Call	P.15-12
	4	Reject Incoming Calls	P.10-5
	5	Emission OFF Mode	P.1-17
	6	Show My Number	P.2-18
	7	Any Key Answer	P.15-10
	8	Clamshell Control	P.15-10
	9	Auto Answer	P.15-10
	6	Manner Mode Settings	P.15-6
	7	Location Settings	–
	1	Positioning Lock	P.9-6
	2	Send Location Info	P.9-6
	8	Memory Card Manager	–
1	Format Memory Card	P.8-15	
2	Check Memory Card	P.8-16	
3	Memory Card Backup	P.8-18	

# Troubleshooting



## Handset does not turn on

- Was  pressed for more than three seconds?
- Is battery level sufficient?
- Is battery inserted properly? ( P.1-13)









## Handset functions do not work after turning power on

- Does PIN Entry window appear?  
PIN Entry is **ON**. Enter PIN ( P.10-2).



## Insert **USIM** or **INVALID USIM** appears when handset is turned on or operations attempted

- Is USIM Card inserted correctly? ( P.1-3)
- Unusable USIM Card may be inserted ( P.1-2).
- USIM Card IC chip may be dirty.  
Wipe with a clean cloth, then insert USIM Card correctly.







## Keypad does not respond

- Does  appear in Standby?  
Keyguard is activated ( P.10-3). Press  to cancel it.
- Does  appear in Standby?  
Password Lock is active ( P.10-4). Enter Phone Password ( P.1-26) to cancel it.
- Does  appear in Standby?  
Keyguard and Password Lock are both active ( P.10-3, P.10-4).  
Cancel Keyguard, and then cancel Password Lock.


## Display is blurred

- Adjust display brightness ( P.15-4)
- Is View Blind active?  
Cancel View Blind ( P.1-27)

## Outgoing calls or Video Calls will not connect or message and Internet connections are unavailable

- Does **OUT**   (red) appear?  
Is 831P out-of-range or in a location where signal is weak?  
Move to a location where signal is strong.
- Are you using handset overseas?  
Set international settings (e.g. select operator) to use abroad ( P.2-8, P.15-8).
- Does  or  appear?  
Messaging Lock is active ( P.12-19). Deactivate Messaging Lock.

## Outgoing calls or Video Calls will not connect

- Is area code entered?
- Is restricting outgoing calls in Call Barring? ( P.2-18)

## Outgoing calls will not connect or busy signal sounds

- Did you enter area code?



## Call is interrupted or disconnected

- Does **OUT** appear? Is 831P out-of-range or in a location where signal is weak?  
Move to a location where signal is strong.



---

### Calls cannot be made via a Phone Book entry

- Entry may be saved as Secret.  
Set Secret Mode **ON** (☞ P.10-6).
- Does  or  appear?  
Phone Book Lock is active (☞ P.4-10). Deactivate Phone Book Lock.

---

### Entry names do not appear in Call Log or message lists even if saved in Phone Book

- This may occur just after turning 831P on. Return to Standby and retry later.

---

### Handset does not respond as customized for incoming calls from numbers saved in Phone Book

- This may occur just after turning 831P on.

---

### Digital TV does not work

- Is 831P out of terrestrial Digital TV broadcasting service area or in a location where airwaves are weak?  
Move to a location where airwaves are strong (☞ P.5-3).

---

### Cannot charge battery

- Is AC Charger (sold separately) firmly connected to 831P or Desktop Holder (not included)? (☞ P.1-14)
- Is AC Charger securely plugged into an outlet?
- Is battery installed in 831P correctly? (☞ P.1-13)
- Is 831P correctly mounted in Desktop Holder?
- Make sure handset, battery, Desktop Holder and AC Charger terminals are clean.
- Is ambient temperature between +5°C and +35°C?  
Otherwise, battery may not reach full charge.
- Battery may need to be replaced.

---

### Handset/accessories feel warm

- AC Charger and Desktop Holder may warm during charging.  
Handset may warm during long use. This is normal if you can hold it comfortably. Low temperature burns may occur if handset is held against skin for long periods.

---

### Battery Operating Time is greatly reduced





- Battery Operating Time may be reduced by environmental factors such as temperature, charging conditions or signal strength, as well as by operations or settings. See "Charging Time & Operating Time Estimates" (☞ P.1-11) and "Battery Time" (☞ P.1-12).

---

#### Note


- If you did not find the remedy to your problem here, please contact SoftBank Customer Center (☞ P.16-32).

## Warning Signs

Problem	Causes and Remedies
 appears	Handset is out-of-range. Move to a location where signal is strong.
 appears	Keyguard is active (👉 P.10-3). Cancel Keyguard to use keys. Answer calls even if Keyguard is active.
 appears	Password Lock is active (👉 P.10-4). Cancel Password Lock to use handset. Answer calls even if Password Lock is active.
 appears	Keyguard and Password Lock are both active (👉 P.10-3, P.10-4). Cancel Keyguard, and then cancel Password Lock to use keys. Answer calls even if Keyguard and Password Lock are both active.
Low battery message appears and battery alarm tone sounds	Battery is low. Charge (👉 P.1-14) or replace (👉 P.1-13) battery.

## Software Update

**Check for 831P software updates and download as required. Choose to begin update or schedule update.**

- Transmission fees do not apply to updates (including checking for updates, downloading and rewriting).
- Fully charge battery beforehand. Even if  appears, low battery message may appear. In this case, charge battery until Charging Indicator goes out.
- Select a place where signal is strong and stable.
- Do not remove battery during the update. Update will fail.
- Other functions are not available during Software Update.
- The update may take some time.


**Main Menu ► Tools ► Software Update**  
**► Software Update**

1 

Follow onscreen instructions

After download is complete, 831P automatically turns off and restarts before Software Update begins.

After Software Update is complete, 831P automatically turns off and restarts before information appears for successful update. (This process takes approximately 30 seconds.)




**Update Results**

In Information window, Select **Update Results**

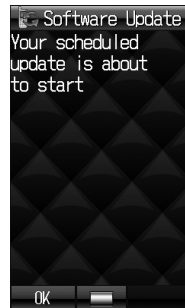
- In Standby, **Main Menu ► Tools ► Software Update ► Update Result**



**Scheduled Update**

Follow onscreen instructions for setup. Confirmation appears at scheduled update time. Press  or wait ten seconds for update to start.

- Software Update will not start while 831P is in use. Continuing handset usage for ten minutes or more cancels Scheduled Update.




**Note**

- Software Update failure may disable 831P. Contact SoftBank Customer Center, Customer Assistance (☎ P.16-32).
- Software Update does not affect Phone Book entries, files saved in Data Folder or other content, but it is recommended that you create a backup, as appropriate, of any important information and data (note that some files cannot be copied).
- SoftBank is not liable for damages resulting from loss of data, information, etc.
- Update may temporarily cancel Keyguard.
- Alarm tone does not sound during update.
- For more information, visit SOFTBANK MOBILE Corp. Website (<http://www.softbank.jp>).

## Key Assignments








Multiple characters are assigned to each key.

- For input modes and character types:  P.3-2
- Press and hold numeric keys ([0] to [9]) to enter single-byte numbers assigned to each key, regardless of input mode.  
To enter +, press and hold [0] in single-byte number mode.

Key	Input Modes			
	Kanji (Hiragana) [Double-byte]	Katakana [Double-/Single-byte]	Alphanumerics [Double-/Single-byte]	Numbers [Double-/Single-byte]
[1]	あいうえおあいうえお 1	アイウエオアイウエオ 1	. / @ - : - *1 — *2 _ 1	1
[2]	かきくけこ 2	カキクケコ 2	a b c A B C 2	2
[3]	さしすせそ 3	サシスセソ 3	d e f D E F 3	3
[4]	たちつとっ 4	タチツテトッ 4	g h i G H I 4	4
[5]	なにぬねの 5	ナニヌネノ 5	j k l J K L 5	5
[6]	はひふへほ 6	ハヒフヘホ 6	m n o M N O 6	6
[7]	まみむめも 7	マミムメモ 7	p q r s P Q R S 7	7
[8]	やゆよやゆよ 8	ヤユヨヤユヨ 8	t u v T U V 8	8
[9]	らりるれろ 9	ラリルレロ 9	w x y z W X Y Z 9	9
[0]	わをんわー 0	ワヲンワ *2 — 0	0	0 [Press and hold] + *1

\*1 Appears when entering single-byte character.

\*2 Appears when entering double-byte character.

Key	Input Modes			
	Kanji (Hiragana) [Double-byte]	Katakana [Double-/Single-byte]	Alphanumerics [Double-/Single-byte]	Numbers [Double-/Single-byte]
	Pictograph List/Symbol List		Pictograph List/Symbol List*3	✖
	[Press and hold] Notepad List			[Press and hold] P (pause) *4
	、。？！・ (Single-byte Space)		、。？！' - & ( ) ¥ (Space)	#
	[Press and hold] Symbol List			
	Toggle input modes			
	[Press and hold] Toggle double-byte and single-byte characters			
	Line Break/Scroll Backward*5			Line Break
	Toggle upper and lower case characters*6			
	Delete one character after cursor (Delete one character before cursor when cursor is at the end of a sentence)			
	[Press and hold] Delete all characters after cursor (Delete all characters before cursor when cursor is at the end of a sentence)			
	Emoticons		String Templates*7	

\*3 In single-byte alphanumerics mode, single-byte symbol list appears first.

\*4 Pause can be entered only when entering phone numbers in Phone Book, etc.

\*5 Toggle characters in reverse order (When cursor is at **c** : **c** → **b** → **a** → 2 ...)

\*6 Toggle upper and lower case characters at cursor.

\*7 Parts of URLs appear.

# Symbol List

## Double-byte Symbol List

、	。	，	．	・	：	；	？	！	
“	”	‘	’	^	—	—	\\	▽	
>	ゞ	〃	全	々	メ	○	—	—	
/	\	~			…	…	’	”	
”	( )	[ ]	[ ]	{ }	<				
>	<	>	「 」	『 』	【 】	+			
-	±	×	÷	=	≠	<	>	≤	≥
∞	∴	♂	♀	°	’	”	℃	¥	\$
¢	£	%	#	&	※	@	§	☆	★
○	●	◎	◇	◆	□	■	△	▲	▼
▼	※	〒	→	←	↑	↓	≡	≡	≡
⊆	⊃	⊂	⊃	∩	∪	∧	∨	↗	⇒
⇔	∇	∃	∠	⊥	∩	∪	∩	∪	∩
≪	≫	√	∞	∞	∴	∫	∫	Å	%
#	b	♪	†	‡	¶	○	ゐ	ゑ	ん
エ	ヴ	カ	ケ	A	B	Γ	Δ	E	Z
H	Θ	I	K	Λ	M	N	Ξ	O	Π
P	Σ	T	Υ	Φ	X	Ψ	Ω	α	β

γ	δ	ε	ζ	η	θ	ι	κ	λ	μ	
ν	ξ	ο	π	ρ	σ	τ	υ	φ	χ	
ψ	ω	A	B	B	Г	Д	Е	Ё	Ж	
З	И	Й	К	Л	М	Н	О	П	Р	
С	Т	У	Ф	Х	Ц	Ч	Ш	Щ	Ъ	
Ы	Ь	Э	Ю	Я	а	б	в	г	д	
е	ё	ж	з	и	й	к	л	м	н	
о	п	р	с	т	у	ф	х	ц	ч	
ш	щ	ъ	ы	ь	э	ю	я	—		
Г	Г	Г	Г	Г	Г	Г	Г	Г	Г	
	Г	Г	Г	Г	Г	Г	Г	Г	Г	
Г	Г	Г	Г	Г	Г	Г	Г	Г	Г	
①	②	③	④	⑤	⑥	⑦	⑧	⑨	⑩	
⑪	⑫	⑬	⑭	⑮	⑯	⑰	⑱	⑲	⑳	
I	II	III	IV	V	VI	VII	VIII	IX	X	
ミ	キ	キ	キ	キ	キ	キ	キ	キ	キ	
加	トル	キ	キ	キ	キ	キ	mm	cm	km	mg
kg	cc	m³	平	威	、	No	KK	TEL	⊕	

⊕	⊖	⊗	⊘	(株)	(有)	(代)	明	大	正	昭
≡	≡	∫	∫	Σ	√	⊥	∠	∟	△	
∴	∩	∪								

## Single-byte Symbol List

!	"	#	\$	%	&	'	( )		
*	+	,	-	.	/	:	;	<	=
>	?	@	[	¥	]	^	_	'	{
	}	~	.	「	」	,	·	-	”
°									

# Character Code List

First Three Digits	Last Digit									First Three Digits	Last Digit															
	0	1	2	3	4	5	6	7	8		9	0	1	2	3	4	5	6	7	8	9					
010	ー	ヽ	ヾ	ヿ	ヰ	ヱ	ヲ	ン	ヴ	ヵ	050	オ	カ	サ	タ	ド	ヒ	ボ	ヨ	エ	161	葵	萩	庄	或	否
011	ー	ヽ	ヾ	ヿ	ヰ	ヱ	ヲ	ン	ヴ	ヵ	051	オ	カ	サ	タ	ド	ヒ	ボ	ヨ	エ	162	葵	萩	庄	或	否
012	ー	ヽ	ヾ	ヿ	ヰ	ヱ	ヲ	ン	ヴ	ヵ	052	オ	カ	サ	タ	ド	ヒ	ボ	ヨ	エ	163	葵	萩	庄	或	否
013	ー	ヽ	ヾ	ヿ	ヰ	ヱ	ヲ	ン	ヴ	ヵ	053	オ	カ	サ	タ	ド	ヒ	ボ	ヨ	エ	164	葵	萩	庄	或	否
014	ー	ヽ	ヾ	ヿ	ヰ	ヱ	ヲ	ン	ヴ	ヵ	054	オ	カ	サ	タ	ド	ヒ	ボ	ヨ	エ	165	葵	萩	庄	或	否
015	ー	ヽ	ヾ	ヿ	ヰ	ヱ	ヲ	ン	ヴ	ヵ	055	オ	カ	サ	タ	ド	ヒ	ボ	ヨ	エ	166	葵	萩	庄	或	否
016	ー	ヽ	ヾ	ヿ	ヰ	ヱ	ヲ	ン	ヴ	ヵ	056	オ	カ	サ	タ	ド	ヒ	ボ	ヨ	エ	167	葵	萩	庄	或	否
017	ー	ヽ	ヾ	ヿ	ヰ	ヱ	ヲ	ン	ヴ	ヵ	057	オ	カ	サ	タ	ド	ヒ	ボ	ヨ	エ	168	葵	萩	庄	或	否
018	ー	ヽ	ヾ	ヿ	ヰ	ヱ	ヲ	ン	ヴ	ヵ	058	オ	カ	サ	タ	ド	ヒ	ボ	ヨ	エ	169	葵	萩	庄	或	否
019	ー	ヽ	ヾ	ヿ	ヰ	ヱ	ヲ	ン	ヴ	ヵ	060	ア	カ	サ	タ	ド	ヒ	ボ	ヨ	エ	170	葵	萩	庄	或	否
020	ー	ヽ	ヾ	ヿ	ヰ	ヱ	ヲ	ン	ヴ	ヵ	061	ア	カ	サ	タ	ド	ヒ	ボ	ヨ	エ	171	葵	萩	庄	或	否
021	ー	ヽ	ヾ	ヿ	ヰ	ヱ	ヲ	ン	ヴ	ヵ	062	ア	カ	サ	タ	ド	ヒ	ボ	ヨ	エ	172	葵	萩	庄	或	否
022	ー	ヽ	ヾ	ヿ	ヰ	ヱ	ヲ	ン	ヴ	ヵ	063	ア	カ	サ	タ	ド	ヒ	ボ	ヨ	エ	173	葵	萩	庄	或	否
023	ー	ヽ	ヾ	ヿ	ヰ	ヱ	ヲ	ン	ヴ	ヵ	064	ア	カ	サ	タ	ド	ヒ	ボ	ヨ	エ	174	葵	萩	庄	或	否
024	ー	ヽ	ヾ	ヿ	ヰ	ヱ	ヲ	ン	ヴ	ヵ	065	ア	カ	サ	タ	ド	ヒ	ボ	ヨ	エ	175	葵	萩	庄	或	否
026	ー	ヽ	ヾ	ヿ	ヰ	ヱ	ヲ	ン	ヴ	ヵ	070	ア	イ	ウ	エ	オ	カ	サ	タ	ド	176	葵	萩	庄	或	否
027	ー	ヽ	ヾ	ヿ	ヰ	ヱ	ヲ	ン	ヴ	ヵ	071	ア	イ	ウ	エ	オ	カ	サ	タ	ド	177	葵	萩	庄	或	否
028	ー	ヽ	ヾ	ヿ	ヰ	ヱ	ヲ	ン	ヴ	ヵ	072	ア	イ	ウ	エ	オ	カ	サ	タ	ド	178	葵	萩	庄	或	否
029	ー	ヽ	ヾ	ヿ	ヰ	ヱ	ヲ	ン	ヴ	ヵ	073	ア	イ	ウ	エ	オ	カ	サ	タ	ド	179	葵	萩	庄	或	否
031	4	5	6	7	8	9	0	1	2	3	080	ア	イ	ウ	エ	オ	カ	サ	タ	ド	180	葵	萩	庄	或	否
032	4	5	6	7	8	9	0	1	2	3	081	ア	イ	ウ	エ	オ	カ	サ	タ	ド	181	葵	萩	庄	或	否
033	4	5	6	7	8	9	0	1	2	3	082	ア	イ	ウ	エ	オ	カ	サ	タ	ド	182	葵	萩	庄	或	否
034	4	5	6	7	8	9	0	1	2	3	083	ア	イ	ウ	エ	オ	カ	サ	タ	ド	183	葵	萩	庄	或	否
035	4	5	6	7	8	9	0	1	2	3	130	ア	イ	ウ	エ	オ	カ	サ	タ	ド	184	葵	萩	庄	或	否
036	4	5	6	7	8	9	0	1	2	3	131	ア	イ	ウ	エ	オ	カ	サ	タ	ド	185	葵	萩	庄	或	否
037	4	5	6	7	8	9	0	1	2	3	132	ア	イ	ウ	エ	オ	カ	サ	タ	ド	186	葵	萩	庄	或	否
038	4	5	6	7	8	9	0	1	2	3	133	ア	イ	ウ	エ	オ	カ	サ	タ	ド	187	葵	萩	庄	或	否
039	4	5	6	7	8	9	0	1	2	3	134	ア	イ	ウ	エ	オ	カ	サ	タ	ド	188	葵	萩	庄	或	否
040	4	5	6	7	8	9	0	1	2	3	135	ア	イ	ウ	エ	オ	カ	サ	タ	ド	189	葵	萩	庄	或	否
041	4	5	6	7	8	9	0	1	2	3	136	ア	イ	ウ	エ	オ	カ	サ	タ	ド	190	葵	萩	庄	或	否
042	4	5	6	7	8	9	0	1	2	3	137	ア	イ	ウ	エ	オ	カ	サ	タ	ド	191	葵	萩	庄	或	否
043	4	5	6	7	8	9	0	1	2	3	138	ア	イ	ウ	エ	オ	カ	サ	タ	ド	192	葵	萩	庄	或	否
044	4	5	6	7	8	9	0	1	2	3	139	ア	イ	ウ	エ	オ	カ	サ	タ	ド	193	葵	萩	庄	或	否
045	4	5	6	7	8	9	0	1	2	3	160	ア	イ	ウ	エ	オ	カ	サ	タ	ド	193	葵	萩	庄	或	否
046	4	5	6	7	8	9	0	1	2	3																
047	4	5	6	7	8	9	0	1	2	3																
048	4	5	6	7	8	9	0	1	2	3																















First Three Digits				Last Digit				First Three Digits				Last Digit				First Three Digits				Last Digit																			
0	1	2	3	4	5	6	7	8	9	0	1	2	3	4	5	6	7	8	9	0	1	2	3	4	5	6	7	8	9	0	1	2	3	4	5	6	7	8	9
382	懂鴉	撞獨	洞得	瞳童	胴突	銅驚	峠毒	411	肘百	弼謬	必依	畢標	筆標	逼水	松漂	姪錨	紐表	442	夢	無	牟	矛	霧	桐	棕	婿	娘	468	齡	曆	歷	列	劣	烈	廉	恋	憐		
383	鴉獨	獨鴉	得得	童童	突突	驚驚	毒毒	412	百評	謬豹	依喇	標杉	標杉	水杉	漂瀨	錨貧	表赫	443	【	命	明	盟	迷	銘	鳴	姪	牝	469	連	煉	煉	練	聯	裂	廉	恋	憐		
384	撞獨	撞獨	洞得	瞳童	胴突	銅驚	峠毒	413	評蚌	豹鱈	喇喇	杉杉	杉杉	瀨瀨	貧貧	赫頻	444	名	命	明	盟	迷	銘	鳴	姪	牝	470	連	煉	煉	練	聯	裂	廉	恋	憐			
385	撞獨	撞獨	洞得	瞳童	胴突	銅驚	峠毒	414	蚌蚌	鱈鱈	喇喇	杉杉	杉杉	瀨瀨	貧貧	赫頻	445	免	命	明	盟	迷	銘	鳴	姪	牝	471	連	煉	煉	練	聯	裂	廉	恋	憐			
386	撞獨	撞獨	洞得	瞳童	胴突	銅驚	峠毒	415	評蚌	鱈鱈	喇喇	杉杉	杉杉	瀨瀨	貧貧	赫頻	446	免	命	明	盟	迷	銘	鳴	姪	牝	472	連	煉	煉	練	聯	裂	廉	恋	憐			
386	謎	灘	捺	奈	那	雍	雍	416	府	怖	付	埠	富	富	富	布	445	孟	毛	猛	盲	網	摸	摸	模	茂	妄	473	露	勞	婁	魯	魯	魯	魯	魯	魯		
387	謎	灘	捺	奈	那	雍	雍	417	府	怖	付	埠	富	富	富	布	446	孟	毛	猛	盲	網	摸	摸	模	茂	妄	474	露	勞	婁	魯	魯	魯	魯	魯	魯		
388	謎	灘	捺	奈	那	雍	雍	418	府	怖	付	埠	富	富	富	布	447	孟	毛	猛	盲	網	摸	摸	模	茂	妄	475	露	勞	婁	魯	魯	魯	魯	魯	魯		
389	謎	灘	捺	奈	那	雍	雍	419	府	怖	付	埠	富	富	富	布	448	孟	毛	猛	盲	網	摸	摸	模	茂	妄	476	露	勞	婁	魯	魯	魯	魯	魯	魯		
390	謎	灘	捺	奈	那	雍	雍	420	府	怖	付	埠	富	富	富	布	449	孟	毛	猛	盲	網	摸	摸	模	茂	妄	477	露	勞	婁	魯	魯	魯	魯	魯	魯		
390	謎	灘	捺	奈	那	雍	雍	421	府	怖	付	埠	富	富	富	布	447	孟	毛	猛	盲	網	摸	摸	模	茂	妄	478	露	勞	婁	魯	魯	魯	魯	魯	魯		
391	謎	灘	捺	奈	那	雍	雍	422	府	怖	付	埠	富	富	富	布	448	孟	毛	猛	盲	網	摸	摸	模	茂	妄	479	露	勞	婁	魯	魯	魯	魯	魯	魯		
392	謎	灘	捺	奈	那	雍	雍	423	府	怖	付	埠	富	富	富	布	449	孟	毛	猛	盲	網	摸	摸	模	茂	妄	480	露	勞	婁	魯	魯	魯	魯	魯	魯		
393	謎	灘	捺	奈	那	雍	雍	424	府	怖	付	埠	富	富	富	布	450	孟	毛	猛	盲	網	摸	摸	模	茂	妄	481	露	勞	婁	魯	魯	魯	魯	魯	魯		
393	謎	灘	捺	奈	那	雍	雍	425	府	怖	付	埠	富	富	富	布	451	孟	毛	猛	盲	網	摸	摸	模	茂	妄	482	露	勞	婁	魯	魯	魯	魯	魯	魯		
393	謎	灘	捺	奈	那	雍	雍	426	府	怖	付	埠	富	富	富	布	452	孟	毛	猛	盲	網	摸	摸	模	茂	妄	483	露	勞	婁	魯	魯	魯	魯	魯	魯		
393	謎	灘	捺	奈	那	雍	雍	427	府	怖	付	埠	富	富	富	布	453	孟	毛	猛	盲	網	摸	摸	模	茂	妄	484	露	勞	婁	魯	魯	魯	魯	魯	魯		
394	謎	灘	捺	奈	那	雍	雍	428	府	怖	付	埠	富	富	富	布	454	孟	毛	猛	盲	網	摸	摸	模	茂	妄	485	露	勞	婁	魯	魯	魯	魯	魯	魯		
395	謎	灘	捺	奈	那	雍	雍	429	府	怖	付	埠	富	富	富	布	455	孟	毛	猛	盲	網	摸	摸	模	茂	妄	486	露	勞	婁	魯	魯	魯	魯	魯	魯		
396	謎	灘	捺	奈	那	雍	雍	430	府	怖	付	埠	富	富	富	布	456	孟	毛	猛	盲	網	摸	摸	模	茂	妄	487	露	勞	婁	魯	魯	魯	魯	魯	魯		
397	謎	灘	捺	奈	那	雍	雍	431	府	怖	付	埠	富	富	富	布	457	孟	毛	猛	盲	網	摸	摸	模	茂	妄	488	露	勞	婁	魯	魯	魯	魯	魯	魯		
398	謎	灘	捺	奈	那	雍	雍	432	府	怖	付	埠	富	富	富	布	458	孟	毛	猛	盲	網	摸	摸	模	茂	妄	489	露	勞	婁	魯	魯	魯	魯	魯	魯		
399	謎	灘	捺	奈	那	雍	雍	433	府	怖	付	埠	富	富	富	布	459	孟	毛	猛	盲	網	摸	摸	模	茂	妄	490	露	勞	婁	魯	魯	魯	魯	魯	魯		
400	謎	灘	捺	奈	那	雍	雍	434	府	怖	付	埠	富	富	富	布	460	孟	毛	猛	盲	網	摸	摸	模	茂	妄	491	露	勞	婁	魯	魯	魯	魯	魯	魯		
401	謎	灘	捺	奈	那	雍	雍	435	府	怖	付	埠	富	富	富	布	461	孟	毛	猛	盲	網	摸	摸	模	茂	妄	492	露	勞	婁	魯	魯	魯	魯	魯	魯		
402	謎	灘	捺	奈	那	雍	雍	436	府	怖	付	埠	富	富	富	布	462	孟	毛	猛	盲	網	摸	摸	模	茂	妄	493	露	勞	婁	魯	魯	魯	魯	魯	魯		
403	謎	灘	捺	奈	那	雍	雍	437	府	怖	付	埠	富	富	富	布	463	孟	毛	猛	盲	網	摸	摸	模	茂	妄	494	露	勞	婁	魯	魯	魯	魯	魯	魯		
404	謎	灘	捺	奈	那	雍	雍	438	府	怖	付	埠	富	富	富	布	464	孟	毛	猛	盲	網	摸	摸	模	茂	妄	495	露	勞	婁	魯	魯	魯	魯	魯	魯		
405	謎	灘	捺	奈	那	雍	雍	440	府	怖	付	埠	富	富	富	布	465	孟	毛	猛	盲	網	摸	摸	模	茂	妄	496	露	勞	婁	魯	魯	魯	魯	魯	魯		
405	謎	灘	捺	奈	那	雍	雍	441	府	怖	付	埠	富	富	富	布	466	孟	毛	猛	盲	網	摸	摸	模	茂	妄	500	露	勞	婁	魯	魯	魯	魯	魯	魯		
406	謎	灘	捺	奈	那	雍	雍	442	府	怖	付	埠	富	富	富	布	467	孟	毛	猛	盲	網	摸	摸	模	茂	妄	501	露	勞	婁	魯	魯	魯	魯	魯	魯		
407	謎	灘	捺	奈	那	雍	雍	443	府	怖	付	埠	富	富	富	布	468	孟	毛	猛	盲	網	摸	摸	模	茂	妄	502	露	勞	婁	魯	魯	魯	魯	魯	魯		
408	謎	灘	捺	奈	那	雍	雍	444	府	怖	付	埠	富	富	富	布	469	孟	毛	猛	盲	網	摸	摸	模	茂	妄	503	露	勞	婁	魯	魯	魯	魯	魯	魯		
409	謎	灘	捺	奈	那	雍	雍	445	府	怖	付	埠	富	富	富	布	470	孟	毛	猛	盲	網	摸	摸	模	茂	妄	504	露	勞	婁	魯	魯	魯	魯	魯	魯		
410	謎	灘	捺	奈	那	雍	雍	446	府	怖	付	埠	富	富	富	布	471	孟	毛	猛	盲	網	摸	摸	模	茂	妄	505	露	勞	婁	魯	魯	魯	魯	魯	魯		

















## Weather Indicator List





- Indicators and categories are subject to change without notice.




Weather	
	Clear (day)
	Clear (night)
	Cloudy
	Rain
	Snow
	Thunderstorm
 - 	Chance of Precipitation 0% - 100%
	Later
	Occasionally



Pollen Level	
	Low
	Moderate
	High
	Very High


Cherry Blossom	
	Blossoms Opening
	Near Full Bloom
	Peak Bloom
	Past Peak

Fall Foliage	
	No Color
	Moderate Color
	Peak Color
	Past Peak

UV Level	
	Low
	Moderate
	High
	Very High

Typhoon	
	Formed
	Approaching
	Severe

Disaster Prevention	
	Heavy Rain
	Storm Warning

Information	
	News

## Memory List

<b>Data Folder</b>	Up to 1000 items/approx. 39 MB (Pre-installed media files/applications included)
--------------------	---

- Shared with Notepad/S! Appli List  
(One S! Appli corresponds to three to six items.)

<b>Schedule (Calendar)</b>	Up to 100 items
----------------------------	-----------------

<b>Phone Book</b>	Up to 1000 items
-------------------	------------------

<b>Messaging</b>	<b>Incoming Mail</b>	Up to 1000 items/approx. 5MB
	<b>Drafts/ Sent Messages/ Unsent Messages</b>	Up to 500 items/approx. 5MB

<b>Yahoo! Keitai</b>	<b>Saved Pages</b>	[Yahoo! Keitai] Up to 20 items/750KB [PC Site Browser] Up to 20 items/1150KB
	<b>Bookmarks</b>	[Yahoo! Keitai] Up to 100 items [PC Site Browser] Up to 100 items
	<b>URL History</b>	[Yahoo! Keitai] URL Entry: Up to 20 items URL Access: Up to 100 items* [PC Site Browser] URL Entry: Up to 20 items URL Access: Up to 100 items*
	<b>Cache</b>	[Yahoo! Keitai] 750KB [PC Site Browser] 1150KB

\* The number of savable items varies depending on URL length.

# Specifications

## 831P

<b>Weight (including battery)</b>		115 g*
<b>Dimensions</b>		49 x 109 x 15.9 mm*
<b>Standby Time</b>	<b>3G</b>	370 hours*
	<b>GSM</b>	280 hours*
<b>Talk Time</b>	<b>3G</b>	180 minutes*
	<b>Video Call</b>	100 minutes*
	<b>GSM</b>	180 minutes*
<b>TV Reception Time</b>		3 hours*
<b>Charging Time</b>	<b>AC Charger</b>	130 minutes*
	<b>In-Car Charger</b>	130 minutes*
<b>Maximum Output</b>	<b>3G</b>	0.25 W
	<b>GSM</b>	2.0 W

\* Approximate value

- Values above were calculated with battery installed.
- Talk Time is an average measured with a new, fully charged battery, with stable signals.
- Standby Time is an average measured with a new, fully charged battery, without calls or operations, in Standby with stable signals.
- Talk Time and Standby Time may vary by environment (battery status, temperature, etc.).
- Talk Time and Standby Time may decrease when an S! Appli is active.

## Battery

<b>Voltage</b>	3.7 V
<b>Battery Type</b>	Lithium-ion
<b>Capacity</b>	770 mAh
<b>Dimensions</b>	45 x 4.5 x 37 mm*

\* Approximate value

- Specifications subject to change without notice.

# Index

## Numerics

3D Pictograms .....	12-15
Settings .....	15-15
3G .....	2-8

## A

AC Charger .....	1-14
Access History	
PC Site Browser .....	13-5
Yahoo! Keitai .....	13-4
Account Details .....	4-13
After-Sales Service .....	16-31
Alarms .....	11-6
All Reset .....	10-7
Alternative Picture .....	2-9, 15-12
Answer Phone .....	2-12
Answer Time (Answer Phone) .....	2-13
Answering Calls	
Video Calls .....	2-6
Voice Calls .....	2-4
Any Key Answer .....	15-10
Attachment Auto-play .....	15-16
Attachments	
Adding/deleting .....	12-9
Opening/saving .....	12-14
Audio Player .....	7-6
Authentication Code .....	9-4
Auto Answer .....	15-10
Auto Focus Lock .....	6-7
Auto Save (Camera) .....	6-9
Auto Suspend Timer (S! Appli) .....	15-20
Available Memory (Camera) .....	6-9
Away Clock .....	15-7

## B

Background Music .....	7-7
Backlight	
Display .....	15-4
S! Appli .....	15-20
Video Calls .....	15-12
Backup	
Memory Card .....	8-17
S! Addressbook Back-up .....	4-11
Bar Code Reader .....	11-9
Basic Operations (Yahoo! Keitai) .....	13-6
Battery .....	1-11, 1-13
Battery Level .....	1-9, 1-10, 1-12
Bookmarks .....	13-8
Books folder .....	8-2
BookSurfing® .....	7-12
Brightness	
Camera .....	6-3
Display .....	15-4
Video Camera .....	6-4
Browser (Initializing) .....	15-18



<b>C</b>	
Cache Memory .....	13-2
Calculator .....	11-7
Calendar .....	11-2
Call Barring .....	2-18
Call Barring Password .....	1-26, 2-18
Call Cost .....	15-9
Call Forwarding .....	2-14
Call Log .....	2-10
Call Operations .....	2-9
Call Settings .....	15-8
Call Time .....	15-9
Call Waiting .....	2-16
Caller ID .....	2-2, 2-18
Camera [Section Contents] .....	6-1
Center Access Code .....	1-26
Certificate Retention .....	15-19
Change View	
Data Folder .....	8-5
Memory .....	8-5
Phone Book .....	15-11
Channel Settings .....	5-3
Character Code (Kuten Code)	
Character Code List .....	16-16
Input Options .....	3-4
Charging Time .....	1-11
Check Memory Card .....	8-16
Clamshell Control .....	15-10, 15-15
Clock/Calendar Display .....	15-4
Close-to-End Call .....	15-10

Content Key .....	8-6
Continuous Shooting .....	6-5
Conversion Methods .....	3-5
Cookie	
Deleting .....	15-18
Settings .....	15-19
Copy Protected Files .....	8-4
Country/Area Number List .....	2-8, 15-8
Country/Region Code .....	2-7, 15-8
Customer Service .....	16-32

<b>D</b>	
Data Folder .....	8-2
Date & Time Settings .....	15-7
Deleting	
Folders/files .....	8-12
Messages .....	12-19
Phone Book .....	4-9
S! Appli .....	14-4
Schedule .....	11-5
Delivery Report .....	12-10
Digital TV [Section Contents] .....	5-1
Display .....	1-8
Display Indicators .....	1-8
Display Pattern (Date & Time) .....	15-7
Settings .....	15-4
Download	
From web pages .....	13-11
Music/Video files .....	7-5
S! Appli .....	14-2
S! Familiar Usability .....	1-21
Templates .....	12-10
Drafts .....	12-10, 12-20
Drive Mode .....	1-17, 15-6

**E**

Earpiece Volume	
Video Calls .....	2-9
Voice Calls .....	2-9
e-Book Viewer .....	7-12
Effect (Camera) .....	6-3, 6-4, 6-8
Emergency Calls (110, 119, 118) .....	2-3
Emergency Positioning Request .....	2-3
Emission OFF Mode .....	1-17
Emoticons .....	3-4
Expiry (SMS) .....	15-17
External Display .....	1-9

**F**

Feeling Mail	
Creating .....	12-5
Receiving .....	12-11
Settings .....	12-5, 15-16
Flash(R) folder .....	8-3
Flash® .....	8-3
Flash® Ringtones .....	8-3
Focus Setting .....	6-8
Folder/files .....	8-11
Font Size	
Candidates .....	3-7
Internet .....	15-18
Messages .....	15-15
Phone Book .....	15-11
Full Screen Playback .....	7-8
Function List .....	16-2

**G**

Graphic Mail .....	12-6
Group Calling .....	2-17
Group Settings .....	4-5
GSM .....	2-8

**H**

Handset	
Menus .....	1-19
Parts & Functions .....	1-4
Power On/Off .....	1-15
Handset Security [Section Contents] .....	10-1
Handsfree Conversations .....	15-10
Help	
Camera/Video Camera .....	6-9
Media Player .....	7-10
Text Entry .....	3-2
Hold	
During a Call .....	2-9
Incoming Call .....	2-4
Home Clock .....	15-7
HTML Mail .....	12-6

**I**

Image Display (S! Quick News) .....	15-14
Incoming Options (S! Mail) .....	15-16
Information Window .....	1-17
Infrared .....	9-2
Input Character Settings (SMS) .....	15-17
International Call	
From abroad .....	2-8
From Japan .....	2-7
International Code .....	2-7, 2-8, 15-8
International Setting .....	2-8, 15-8
Internet [Section Contents] .....	13-1

<b>K</b>	
Key Assignments .....	16-13
Key Settings .....	15-5
Key Tone .....	15-3
Keyguard .....	10-3
Keypad Backlight .....	15-5
Kuten Code	
Character Code List .....	16-16
<b>L</b>	
Language .....	15-4
Learning from Received Message .....	15-15
License Information (S! Appli) .....	14-2
Location Settings .....	9-6
<b>M</b>	
Magnifying Loupe .....	6-10
Mail Delivery Rule .....	12-17
Mail Security Setting .....	12-18
Main Display .....	1-8, 15-4
Main Menu .....	1-19
Main Menu Icons .....	15-5
Making Calls	
International Calls .....	2-7
Video Calls .....	2-6
Voice Calls .....	2-2
Manner Mode .....	1-16
Setting .....	15-6
Manufacture Number .....	15-19

Media Player .....	7-4
Memory Card .....	8-14
Backup .....	8-17
Formatting .....	8-15
Synchronizing .....	15-20
Memory List .....	16-22
Memory Manager .....	15-18
Memory Status	
Calendar .....	11-5
Data Folder .....	8-4
Messages .....	12-3
Phone Book .....	4-10
Menu Numbers .....	1-20
Menu Theme .....	1-22, 15-5
Messaging [Section Contents] .....	12-1
Messaging Lock .....	12-19
Missed Call Notification .....	2-16
Multi Selector .....	ix
Multi Shot .....	6-3
Music folder .....	8-2
Music Search .....	7-5
Mute Voice .....	2-9
My Details .....	4-13
My Number .....	1-27
My Pictograms .....	12-7

<b>N</b>	
Network Information .....	1-15
Network Mode .....	2-8
Network S! Appli .....	14-2
New Messages	
Receiving .....	12-16
Viewing .....	12-11
Night Mode .....	6-3, 6-8
Normal Mode	
Manner Mode Settings .....	15-6
Simple Mode Menu .....	1-24
Notepad .....	11-8
Notification Light Settings .....	15-11
<b>O</b>	
One Touch Key .....	15-5
One Touch Site Button .....	1-22
One-push Open Button .....	1-6
Open-to-Answer Call .....	15-10
Open-to-Display Missed Call .....	15-10
Operator	
Operator Name .....	15-4
Selecting .....	15-8
Optional Services .....	2-13
Original Menu .....	15-5
Other Documents .....	8-3

<b>P</b>	Predictive Conversion ..... 3-5	<b>R</b>
Password Lock ..... 10-4	Preview Window	Recipients (Adding/editing/deleting) ..... 12-9
Passwords ..... 1-26	Camera ..... 6-3	Recording Time ..... 6-4
Passwords (Changing)	Video Camera ..... 6-4	Referer Information ..... 15-19
Call Barring Password ..... 2-18	Private Menu ..... 1-23	Reject Incoming Calls ..... 10-5
Center Access Code ..... 1-26	PUK/PUK2 ..... 1-3, 10-3	Reject List ..... 10-5
Phone Password ..... 10-2		Remaining Cost ..... 15-9
PC Site Browser ..... 13-2	<b>Q</b>	Reset ..... 10-6
Access ..... 13-5	QR Code ..... 11-9	Browser Settings ..... 15-18
Display Settings ..... 15-18	Quality	Camera Settings ..... 6-9
Memory Manager & Settings ..... 15-18	Still images ..... 6-3	Group Settings ..... 4-6
Security Settings ..... 15-19	Videos ..... 6-4	Main Menu Icons ..... 15-5
<b>Phone Book [Section Contents] ..... 4-1</b>	Quick Phone Book Search ..... 4-7	Resize (Editing Still Images) ..... 8-10
Phone Book Lock ..... 4-10	Quote Message (S! Mail) ..... 15-16	Restoring
Phone Password ..... 1-26		Memory Card ..... 8-17
Pictographs ..... 3-3		S! Addressbook Back-up ..... 4-11
Picture Size ..... 6-3		Retrieve NW Info ..... 1-15
Pictures (Still Images)		Ring Songs&Tones folder ..... 8-2
Capturing ..... 6-5		Ringer Volume ..... 15-2
Editing ..... 8-10		Ringtone ..... 8-9, 15-2
Pictures folder ..... 8-2		Ringtone Duration ..... 15-2
PIN ..... 1-3		Roaming ..... 2-8
Changing ..... 10-3		Root Certificates ..... 15-19
PIN Lock & Cancellation (PUK/PUK2) ... 10-3		
PIN ON/OFF ..... 10-2		
Playback Method ..... 8-5		
Playback Mode ..... 7-9		
Playback Mode Indicators ..... 7-6		
Playback Position ..... 7-10		
Playlist ..... 7-10		

<b>S</b>	
S! Addressbook Back-up .....	4-11
S! Appli [Section Contents] .....	14-1
S! Familiar Usability .....	1-21
S! Information Channel .....	7-13
S! Loop .....	7-15
S! Mail .....	12-2
Creating/sending .....	12-4
S! Mail Notice .....	12-13
Settings .....	15-16
Universal Settings .....	15-15
S! Quick News .....	7-2
Saved Pages .....	13-8
Saving	
Notepad .....	11-8
Phone Book .....	4-3, 15-11
Reject List .....	10-5
S! Quick News .....	7-2
Schedules .....	11-2
Shortcuts .....	1-19
Still Images .....	6-3, 6-9
User's Dictionary .....	3-9
Videos .....	6-4, 6-9
Schedules (Schedule Events) .....	11-2
Script .....	15-19
Scroll Unit .....	15-18
Secret Mode .....	10-6
Secure Remote Lock .....	10-4
Security Functions .....	10-2
Security Level .....	14-4

Security Settings (Internet) .....	15-19
Self-Timer .....	6-3, 6-4, 6-7
Server Mail .....	12-15
Settings [Section Contents] .....	15-1
Shortcuts .....	1-18
Shutter Sound .....	6-8
Simple Mode .....	1-24
SMC files .....	7-7
SMS .....	12-2
Creating/sending .....	12-8
Settings .....	15-17
Universal Settings .....	15-15
Snooze .....	11-6
SoftBank Utility Software .....	9-5
Softkeys .....	ix
Software Update .....	16-10
Sort (Messages) .....	12-19
Speaker	
Video Calls .....	2-9
Voice Calls .....	2-9
Speed Dial .....	4-8
SSL .....	13-3
Standby Display .....	15-4
Standby Window .....	1-18
Still Images (Pictures)	
Capturing .....	6-5
Editing .....	8-10
Streaming .....	13-12
Symbols .....	3-3
Symbol List .....	16-15
System Message .....	12-16

<b>T</b>	
Templates	
Graphic Mail .....	12-6, 12-10
Standby Window .....	1-18
Text Entry [Section Contents] .....	3-1
Themes .....	15-4
Time Correction .....	15-7
TLS .....	13-3
Total Call Charge .....	15-9
Total Call Time .....	15-9
Touch Tones .....	2-9

<b>U</b>	
URL History	
PC Site Browser .....	13-5
Yahoo! Keitai .....	13-4
USB .....	9-5
User Mode .....	15-6
User Settings (Digital TV) .....	15-13
User's Dictionary .....	3-9
USIM Card .....	1-2
USIM PINs .....	1-3

**V**

Vibration	
Incoming alert .....	15-2
S! Appli .....	15-20
Video Calls .....	2-5
Video Player .....	7-8
Videos	
Recording .....	6-6
Videos folder .....	8-2
View Blind .....	1-27
View Format (Calendar) .....	11-5
Voice Mail .....	2-15
Voice Recorder .....	2-9, 11-9
Volume	
Key Tone .....	15-3
Ringtone .....	15-2
S! Appli .....	15-20
Video Calls .....	2-9
Voice Calls .....	2-9

**W**

Wallpaper .....	8-9, 15-4
Warning Messages (PC Site Browser) .....	15-18
Warning Tone .....	15-3
Warranty .....	16-31
Weather Indicator .....	7-14
White Balance	
Still Images .....	6-3, 6-8
Video Calls .....	15-12
Videos .....	6-4, 6-8

**Y**

Yahoo! Keitai .....	13-2
Access .....	13-3
Display Settings .....	15-18
Memory Manager & Settings .....	15-18
Security Settings .....	15-19

**Z**

Zoom	
Still Images .....	6-3
Videos .....	6-4

# Warranty & Service

## Warranty

**Warranty is provided when you purchase a 831P.**

- Check name of distributor and date of purchase.
- Read through contents and keep in a safe place.
- The warranty term is described in the warranty.

**SoftBank is not liable for any damage resulting from use of this product.**

## After-Sales Service

See "Troubleshooting" (☞P.16-8) before contacting SoftBank for service or repairs. If you cannot find solutions or solve problems, contact SoftBank Customer Center, Customer Assistance (☞P.16-32) in your subscription area and provide a detailed description of the problem.

- Repairs within warranty are performed under terms and conditions described.
- Out of warranty, any repairs are performed upon request at subscriber's expense.

## Customer Service

If you have questions about SoftBank handsets or services, please call General Information.  
For repairs, please call Customer Assistance.

### SoftBank Customer Centers

From a SoftBank handset, dial toll free at  
**157** for General Information or  
**113** for Customer Assistance

### SoftBank Global Call Center

From outside Japan, dial **+81-3-5351-3491**  
(Please take care to dial the correct number. International  
charges will apply to this call.)

Call these numbers toll free from landlines.

Subscription Area	Service Center	Toll Free Number
Hokkaido, Aomori, Akita, Iwate, Yamagata, Miyagi, Fukushima, Niigata, Tokyo, Kanagawa, Chiba, Saitama, Ibaraki, Tochigi, Gunma, Yamanashi, Nagano, Toyama, Ishikawa, Fukui	General Information	0088-240-157
	Customer Assistance	0088-240-113
Aichi, Gifu, Mie, Shizuoka	General Information	0088-241-157
	Customer Assistance	0088-241-113
Osaka, Hyogo, Kyoto, Nara, Shiga, Wakayama	General Information	0088-242-157
	Customer Assistance	0088-242-113
Hiroshima, Okayama, Yamaguchi, Tottori, Shimane, Tokushima, Kagawa, Ehime, Kochi, Fukuoka, Saga, Nagasaki, Oita, Kumamoto, Miyazaki, Kagoshima, Okinawa	General Information	0088-250-157
	Customer Assistance	0088-250-113