

Appendix


Handset Data Backup

Back up Phone Book, Calendar, Tasks, messages, Notepad, and Bookmarks, etc. to microSD Card. Restore files after accidental loss/alteration.


- microSD Card Installation:  P.1-5

Backing up to microSD Card

Main Menu ► Tools ► microSD Backup ► Backup/Refer Data


- 1 Highlight a category →  [Menu] → *Copy to microSD*
(→ For *Bookmarks*, select an item)
- 2 Enter Phone Password → **YES**

One File Backup

> Open a file →  [Menu] → *Copy to microSD* → **YES**

Restoring from microSD Card

Main Menu ► Tools ► microSD Backup ► Backup/Refer Data

- 1 Select a category
- 2 **Restore One Item**
Select a file → Highlight an item →  [Menu] → *Add to phone*

Restore One File

Highlight a file →  [Menu] → *Add to phone* or *Overwrite to phone* → Enter Phone Password

Restore All Files

 [Menu] → *Add all to phone* or *Overwr. all to ph.* → Enter Phone Password

3 YES

Note

- Note that *Overwrite to phone* or *Overwr. all to ph.* erases all files of same category on handset.
- Data backed up in other SoftBank handsets may not be restored in COLOR LIFE 5 depending on type and size.

All Data Backup/Restoration

Back up/restore handset data (Phone Book, Calendar, messages, Notepad, Bookmarks) all at once.

Main Menu ► Tools ► microSD Backup ► Backup/Restore All



- 1 Select an item → Enter Phone Password → **YES**

Note

- Data backed up in COLOR LIFE 5 cannot be restored in other handsets.

Software Update

Check for COLOR LIFE 5 software updates and download as required.

- Transmission fees do not apply to updates (including checking for updates, downloading and rewriting).
- Fully charge Battery beforehand. Even if  appears, low battery message may appear. In this case, charge Battery until Notification Lamp goes out.
- Select a place where signal is strong and stable.
- Other functions are unavailable during update.
- Software Update does not affect Phone Book entries, files saved in Data Folder or other content, but it is recommended that you create a backup of any important information and data (note that some files cannot be copied). SoftBank Mobile is not liable for damages resulting from loss of data, information, etc.
- Do not remove Battery/USIM Card during the update. Update will fail.
- Software Update failure may disable handset. Contact SoftBank Customer Support, Customer Assistance ( P.9-25).


**Main Menu ▶ Settings ▶ Phone Settings ▶ Software Update
▶ Software Update**

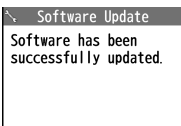
1 [Yes] → Follow onscreen instructions

After download is complete, handset automatically restarts and update begins.

When update is complete,

Software has been successfully updated.

 appears. Handset restarts, then Information appears. Entire process takes approximately 60 seconds.



Update Results

When Information Window appears,

Software Updt. Result


- When Information Window does not appear,
**Main Menu ▶ Settings ▶ Phone Settings
▶ Software Update ▶ Update Results**



Scheduled Update



SoftBank Mobile sends update notice via SMS. Read and change preset update schedule as needed. Confirmation appears at scheduled time. Press  or wait a while for update to start.

Note


- If handset does not power on after Software Update, remove then re-insert Battery and try again. If handset still does not power on, contact SoftBank Customer Support, Customer Assistance ( P.9-25).
- SoftBank Mobile is not liable for damages resulting from loss of data, information, etc.
- Alarm tone does not sound during update.
- For more information, see SoftBank Mobile Website: <http://mb.softbank.jp/en/>

Troubleshooting


Handset will not power on

- Was  pressed for more than one second?
- Is battery level sufficient?
- Is Battery installed properly? ( P.1-4)



Handset functions do not work after power on

- Does PIN entry window appear?
PIN Authentication ( P.1-14) is **ON**. Enter PIN.





USIM not inserted After power-off Insert USIM or Inserted USIM is unavailable to this mobile phone Please insert valid one appears at power on or after Key press

- Is USIM Card installed correctly? ( P.1-3)
- Is a SoftBank Mobile specified USIM Card installed?
Unusable USIM Card may be inserted.
- USIM Card IC chip may be dirty.
Wipe with a clean cloth, then correctly install USIM Card.

Numeric Keys do not respond

- Does  appear in Standby?
Keyguard ( P.1-8) is active. Cancel it.

Outgoing calls/text messages/Internet transmissions are unavailable

- Does **OUT** or  appear?
Is handset out-of-range or signal weak?
Move for a stronger signal.
- Does  appear?
Cancel Offline Mode ( P.1-15).
- Are you using handset outside Japan?
Change International Call settings (e.g. Select Operator) ( P.3-4).

Outgoing calls will not connect

- Is area code entered?
- Are outgoing calls restricted (Call Barring)? ( P.3-8)



Call is interrupted or disconnected

- Does **OUT** appear? Is handset out-of-range or signal weak?
Move for a stronger signal.



Digital TV does not work

- Is handset out of set broadcast area range or TV signal weak?
Confirm Channel List area or move for a stronger signal.

Date & Time is incorrect

- Battery removal does not affect Date & Time, however, a long period without power may. Set Date & Time ( P.1-9) or Retrieve NW Info ( P.1-8).

Cannot charge Battery

- Is AC Charger (sold separately) firmly connected to handset or Desktop Holder (sold separately)? ( P.1-5)
- Is AC Charger securely plugged into AC outlet?
- Is Battery installed in handset correctly? ( P.1-4)
- Is handset correctly mounted in Desktop Holder?
- Are handset, Battery, Desktop Holder and AC Charger terminals clean?
- Battery may not charge below +5°C or above +35°C.
- Battery may need to be replaced.

Handset/accessories feel warm

- AC Charger/Desktop Holder may become warm during charging.
Handset may become warm during long periods of use. Warmth is considered normal if you can hold it comfortably. Low temperature burns may occur if handset is held against skin for long periods.

Appendix

Battery operating time is greatly reduced




- Battery operating time may be reduced by environmental factors such as temperature, charging conditions or signal strength, as well as by operations or settings. See "Specifications" (👉 P.9-24).

Warning Signs





Problem	Causes and Remedies
OUT appears	Handset is out-of-range. Move to a location where signal is strong.
🔒 appears	Keyguard is active (👉 P.1-8). Cancel Keyguard to use Keys. Answer calls even if Keyguard is active.
Low battery message appears and Battery alarm tone sounds	Battery is low. Charge (👉 P.1-5) or replace Battery (👉 P.1-4).



Safety Precautions

- For proper handset use, read Safety Precautions carefully beforehand. Keep this guide in a safe place for future reference.
- Safety Precautions contain information meant to prevent injury to the user or others, or property damage, and must be observed at all times.
- SoftBank Mobile is not liable for any damages resulting from use of this product.
- These labels indicate the degree of risk from improper use. Make sure you thoroughly understand their meanings before reading on.

	Danger	Great risk of death or serious injury from improper use
	Warning	Risk of death or serious injury from improper use
	Caution	Risk of minor injury or damage to property from improper use



- These symbols indicate prohibited or compulsory actions. Make sure you thoroughly understand their meanings before reading on.

	Prohibited actions
	Disassembly prohibited
	Exposure to liquids prohibited
	Use with wet hands prohibited

	Compulsory actions
	Unplug AC Charger from outlet

Handset, Battery, USIM Card, AC Charger (Sold Separately) & microSD Card (Sold Separately)

Danger

-  **Do not use or leave handset or related hardware in locations subject to high temperatures, such as near an open flame/heater, in sunlight or inside a car on an extremely hot day. Do not charge, leave, use, or be carrying handset or related hardware in a warm place or where heat collects, such as under a kotatsu (blanketed warming table) or electric blanket, next to a kairo (worn warming patch), etc.**
Battery may leak, overheat, ignite, or explode. Handset or related hardware may deform or malfunction. Part of the casing may also become hot and cause burns.
-  **Do not use excessive force to attach Battery or connect AC Charger to handset. Battery or connector may be the wrong way around.**
Battery may leak, overheat, explode or ignite. Charger terminals may also be damaged or burned out.



Do not subject handset or related hardware to excessive external force such as stepping while AC Charger is connected.

Charging with damaged terminals may cause malfunction or fire. Handle and use with care when charging.



Do not disassemble, modify or solder handset or related hardware.

May cause accidents such as fire, injury, electric shock or equipment malfunction. Battery may leak, overheat, explode or ignite. Modifying handset is a violation of the Radio Law and subject to prosecution.



Do not expose handset internal parts, Battery and AC Charger to liquids.

If handset interior, Battery or AC Charger is left wet or Battery is charged after exposure to liquids such as water or pet urine, overheating, electric shock, fire, injury or malfunction may occur. Be mindful of location when using handset, Battery and AC Charger. Handle with care.



Use specified Battery, AC Charger and Desktop Holder (sold separately).

Battery may leak, overheat, explode or ignite, and AC Charger may overheat, ignite or malfunction.



Warning



Do not place handset, Battery or AC Charger inside cooking appliances, such as microwave ovens or high-pressure containers, or on IH cooking heaters.

Battery may leak, overheat, explode or ignite. Handset or AC Charger may overheat, emit smoke, ignite or malfunction.



Do not drop, throw or otherwise subject to strong force or impact.

Battery may leak, overheat, explode, ignite, or cause fire, electric shock or damage to handset.



Keep liquids (water, beverages, sea water, pet urine, etc.) or conductive objects (pencil leads, metal parts, necklaces, hair pins, etc.) away from Charger terminals, External Device Port terminals or microSD Card Slot. Also, keep liquids or conductive objects away from entering handset or related hardware.

May cause fire, burns or malfunction triggered by short-circuit. Although handset complies with IP waterproof and dustproof standards, short-circuits caused by adhering foreign objects or liquids cannot be prevented. Sea water, pool water, hot water, etc. are also outside the scope of waterproof protection. Thoroughly remove adhered foreign objects or liquids before charging.



Do not charge Battery while handset is wet.

May cause electric shock or short-circuit, resulting in fire, malfunction, etc.



Keep handset off and AC Charger disconnected near propane gas, in filling stations or places where dust or flammable gas is generated.

May ignite gas.

Handset use in such areas may cause explosion or fire.



If handset, Battery or AC Charger emits an unusual sound, smoke or odor, perform following steps:

1. Unplug AC Charger/In-Car Charger. Also be careful of burns when disconnecting handset because it may be hot.
2. Power off handset.
3. Remove Battery. (Take care to avoid burns or injuries.) May cause fire or electric shock.



Caution



Do not place handset, Battery or AC Charger on an unstable surface.

May fall, causing injury or malfunction. Take extra precautions while Vibration is active or during charging. Falls while charging may also cause damage to Charger terminals.



When removing handset from AC Charger, remove by holding the connector of AC Charger. Do not pull the cord.

Pulling on the cord may damage it or Charger terminals, and cause fire or electric shock.



Do not touch handset, Battery, or AC Charger for long periods while charging.

May cause low-temperature burns.



Keep handset and related hardware out of the reach of young children and pets.

May result in accidental ingestion or injury.



If for use by child, guardian should teach proper handling and ensure handset and related hardware are used as directed.

May result in injury.

Battery



Danger

See Battery label to confirm battery type.

Label	Battery Type
Li-ion 00	Lithium-ion



Do not throw Battery into fire.

Battery may leak, explode or ignite.



Do not pierce Battery with a nail or other sharp object, hit it with a hammer, step on it, or subject it to strong shock.

Using a deformed Battery may cause it to leak, overheat, explode or ignite. Check Battery before use.



Do not touch terminals with metallic objects or carry/store Battery with conductive objects (pencil leads, metal parts, necklaces, hair pins, etc.).

Battery may leak, overheat, explode or ignite.



If battery fluid gets into eyes, do not rub. Flush with clean water and see a doctor immediately.

Failure to do so may cause blindness.



Warning



If battery fluid comes into contact with skin or clothing, stop handset use immediately and rinse fluid off with clean water.

Battery fluid is harmful to your skin.



If Battery does not charge after specified time, stop charging.

Battery may leak, overheat, explode or ignite.



If Battery emits an unusual odor, overheats, discolors or deforms, immediately remove it and keep away from fire.

Take care to avoid burns or injuries.

Battery may leak, overheat, explode or ignite.



Do not allow pets to bite or chew on Battery. Also, do not use Battery that has been bitten by pets.

Battery may leak, overheat, explode or ignite, or cause fire or damage to handset malfunction.



Caution



Do not dispose of Battery with ordinary refuse.

Tape over terminals to insulate Battery. Take it to a SoftBank Shop or institution that handles used batteries in your area. Comply with local waste disposal regulations.

Handset



Warning



Do not use handset while driving a vehicle.

May cause a traffic accident. Doing so, even with earphone, may interfere with safe driving and cause an accident. Stop your vehicle to park in a safe place before using handset. Drivers using handsets while driving are subject to prosecution.



Do not aim Infrared Port at eyes during infrared transmissions.

Doing so may affect eyes.



Do not cover or wrap handset with cloth or futon while charging. Do not sleep while the handset is covered with cloth or futon.

Handset may overheat and cause fire, burns, or malfunction.



Power off handset near high-precision electronic devices or devices using weak electronic signals.

Handset may cause these devices to malfunction.

*Electronic devices that may be affected: Hearing aids, implantable cardiac pacemakers, implantable cardioverter defibrillators, other medical electronic devices, fire alarms, automatic doors and other automatically controlled devices.



Follow airline instructions regarding handset use aboard aircraft.

The handset signal may interfere with aircraft operation.



If you have a weak heart, take extra precautions when setting functions such as Vibration or Volume for incoming transmissions.

May affect heart.



In a thunderstorm, immediately power off handset and seek shelter.

There is a risk of being struck by lightning and suffering electric shock.



Caution



If handset affects car electronics, stop use.

Handset use may affect electronics in some models. In this case, stop use; could impede safe driving.



Do not place a magnetic card near or in handset.

The stored magnetic data in cash cards, credit cards, telephone cards and floppy disks, etc. may be erased.



Do not swing handset by Strap, etc.

Handset may strike you or others, or Strap may be broken resulting in injury or damage to handset or other property.



Do not place your ear too close to Speaker while ringer sounds or sound files play.

May impair hearing.



Do not use handset when it is damaged.

May cause fire, burns, injury or electric shock.

Appendix



If skin abnormality occurs, immediately stop use and seek medical treatment.

Handset contains metals. Handset use may cause itching, rashes, eczema or other symptoms depending on the user's physical condition.

Parts		Materials/Surface Finish
Outer Case	External Display side	ABS/UV coating
	Display side, Battery side	PC/UV coating
	Battery side (towards the hinge)	ABS
External Device Port terminals		Stainless steel/ Nickel plating, Tin plating
External Device Port Cover	Rubber anchor	Polyester elastomer
	Rubber seal	Silicone rubber
	Cover	PC/UV coating
Camera Panel, External Display panel, Display Panel		PMMA/Hard coating
Side Key		ABS
Charging terminals		Brass/Nickel plating, Nickel palladium plating, Gold plating
Keypad sheet		Acrylic urethane
Battery Cover	Rubber seal	Silicone rubber
	Cover	PC/UV coating
Battery compartment		Glass epoxy/Copper, Nickel plating, Gold plating, Resist printing

Parts		Materials/Surface Finish
Battery terminals	Resin part	PPS
	Terminals	Beryllium copper/Nickel plating, Nickel palladium plating, Gold plating
Battery	Resin part	PC
	Terminals	Glass epoxy/ Nickel plating, Gold plating
	Label	PET/Silicone varnish
Screws (Battery compartment)		Iron/Zinc plating
Hinge	Central section of hinge on External Display side	ABS/UV coating
	Central section of hinge on Display side, hinge holder, hinge ends	PC/UV coating
Nameplate		PET
microSD Card Slot	Metal part	Stainless steel/Nickel plating
	Resin part	LCP



Be careful of prolonged use of handset because it may become hot in places where temperature becomes high (near fire, heater appliances, in direct sunlight, in sun-heated cars, etc.), warm or easily overheated (under kotatsu or electric blanket, near pocket warmer, etc.).

Avoid prolonged skin contact that may result in burns.



When calling or using applications (games, etc.) for long periods while charging, avoid prolonged touch of hot areas because handset or AC Charger may become hot.

May cause low-temperature burns.



Make sure not to trap fingers or objects when opening/closing handset.

May result in injury or damage to Display.



Watch TV with adequate lighting and distance from Display.

May damage eyesight.



Do not turn up Volume unnecessarily high when using earphones.

Using earphones with Volume turned up for an extended period may impair hearing.

AC Charger (Sold Separately)



Warning



Do not cover or wrap AC Charger with cloth or futon while charging. Do not sleep while AC Charger is covered with cloth or futon.

AC Charger may overheat and cause fire, burns, or malfunction.



Always use the specified power supply/voltage.

Using incorrect voltage may cause fire or malfunction.

AC Charger: AC 100V-240V (household AC outlet only)

In-Car Charger (sold separately): DC 12V, 24V (vehicles with a negative earth only)

Do not use transformer for charging. May cause fire, electric shock or malfunction.



Use In-Car Charger (sold separately) in vehicles with a negative (-) earth. Do not use In-Car Charger if vehicle has a positive (+) earth.

May cause fire.



Do not use AC Charger in thunderstorms.

Risk of electric shock.



Do not expose AC Charger to liquids and high humidity (e.g., precipitation, bath/shower room, restroom, etc.).

May cause fire, electric shock or malfunction.



Do not handle AC Charger with wet hands.

May cause electric shock or malfunction.



If In-Car Charger (sold separately) fuse blows, always replace it with specified fuse.

Using the incorrect fuse may cause fire or malfunction. Refer to the respective manuals for information on the correct fuse specifications.



If dust accumulates on plug, unplug AC Charger and wipe with a dry cloth.

May cause fire.



When plugging AC Charger into AC outlet, keep conductive materials (pencil leads, metal parts, necklaces, hair pins, etc.) away from Desktop Holder terminals or AC Charger plug/terminals and plug AC Charger firmly into AC outlet.

May cause fire, burns, or malfunction triggered by electric shock or short-circuit.



Hold the AC Charger and unplug it from the AC outlet during periods of disuse.

Leaving the AC Charger plugged, adhering foreign objects or liquids to the plug, or stepping on the AC Charger plug may cause electric shock, fire, or malfunction.



If liquid (water, pet urine, etc.) gets into AC Charger, unplug it immediately.

May cause electric shock, smoke emission or fire.



Caution



Do not subject AC Charger to strong force or impact when connecting to AC outlet.

May cause injury or malfunction.



Do not touch the Desktop Holder (sold separately) terminals for long periods while charging.

May cause low-temperature burns.



Do not touch the plug with your hands, fingers, etc.

May cause burns, electric shock, injury, or malfunction.



Pull AC Charger (not cord) to unplug AC Charger.

Pulling on the cord may damage the cord and cause electric shock or fire.



Do not subject AC Charger to excessive external force such as stepping when it is connected to power strip.

May cause fire or malfunction.



Always unplug AC Charger before cleaning it.

May result in electric shock.

Near Electronic Medical Equipment



Warning

This section is based on "Guidelines for Use of Mobile Phones and Other Devices in Hospitals" (Electromagnetic Compatibility Conference, August 2014) and "Guidelines for Prevention of Effects of Radio Waves from Various Equipment Using Radio Waves on Implantable Medical Equipment" (Ministry of Internal Affairs and Communications).



If you use an implantable cardiac pacemaker or cardioverter defibrillator, keep handset more than 15 cm away from the implant at all times.

Handset radio waves may affect implantable cardiac pacemaker or cardioverter defibrillator operation.



Persons using electronic medical equipment other than implantable cardiac pacemaker outside medical facilities should consult the vendor about possible radio wave effects.

Handset radio waves may affect electronic medical equipment operation.



Observe the following in medical facilities. Handset radio waves may affect electronic medical equipment.

- Regarding use of mobile phones in medical facilities, strictly follow the instructions of those facilities.
- Make sure to power off handset in operating rooms, intensive care units (ICU), etc.
- Keep the required distance when near electronic medical equipment, even in areas where mobile phone use is permitted such as patient rooms and hospital lobbies.



If you are in a crowded place where you cannot move freely and keep a distance of 15 cm or more away from other people, disable handset communication features (e.g. Offline Mode) beforehand or power off handset; implantable cardiac pacemakers and cardioverter defibrillators may be in use nearby.

Handset radio waves may affect implantable cardiac pacemaker or cardioverter defibrillator operation.

Handling Precautions

General Notes

- SoftBank Mobile is not liable for damages from loss of handset/microSD Card information (Phone Book entries, image/sound files, etc.) due to accidental loss/alteration/repair of handset. Back up important information.
- Handset transmissions may be disrupted inside buildings, tunnels or underground, or when moving into/out of such places.
- Use handset without disturbing others.
- Handsets are radios as stipulated by the Radio Law. Under the Radio Law, handsets must be submitted for inspection upon request.
- Handset use near landlines, TVs or radios may cause interference.
- Read microSD Card manual beforehand for proper use.
- Beware of eavesdropping.
Digital signals reduce interception, however, transmissions may be overheard. Deliberate/accidental interception of communications constitutes eavesdropping.
"eavesdropping" means radio communication is received by another receiver deliberately or accidentally.
- Be cautious of unsafe webpages. Take extra precautions especially when posting personal information on webpages.

Electromagnetic Safety

- For body-worn operation, this mobile phone has been tested and meets RF exposure guidelines when used with an accessory containing no metal and positioning the handset a minimum 10 mm from the body. Use of other accessories may not ensure compliance with RF exposure guidelines.

FCC Notice

- This device complies with part 15 of the FCC Rules. Operation is subject to the following two conditions:
 - (1) This device may not cause harmful interference, and
 - (2) this device must accept any interference received, including interference that may cause undesired operation.
- Changes or modifications not expressly approved by the manufacturer responsible for compliance could void the user's authority to operate the equipment.

Declaration of Conformity

CE 0168

We, Panasonic Mobile Communications Development of Europe Ltd., declare that 401PM conforms with the essential and other relevant requirements of the directive 1999/5/EC.

A declaration of conformity to this effect can be found at <http://panasonic.jp/mobile/support/>

- This product is only intended for sale in Japan.
- Compliance to the European RTTE directive applies to: 401PM handset and Battery (PMBBH2).

Handset Care

- Secure External Device Port Cover and Battery Cover before use. Failing to do so may result in malfunction.
 - Malfunction caused by contact with liquids or dust may not be covered by Warranty.
 - Do not open/close External Device Port Cover or Battery Cover in rain or when handset is still wet.
 - Accessories and other optional items are not waterproof or dustproof.
 - Air conditioned air may cause condensation, resulting in corrosion.
-
- If handset is left with no Battery or an exhausted one, data may be altered/lost. SoftBank Mobile is not liable for any resulting damages.
 - Use handset within temperatures of 5°C to 35°C and humidity 35% to 90% (limited use in a bathroom within 36°C to 40°C). Avoid extreme temperatures/direct sunlight.
 - Handset may become warm during use or charging. This is not a malfunction.
 - Battery may swell as service life nears end. This is not a problem.
 - Exposing lens to direct sunlight may damage color filter and affect image color.
 - Soiled terminals may cause poor connection. If terminals are dirty, use a dry cloth or cotton swab to wipe them clean.
 - Clean handset with a dry, soft cloth. Using alcohol, thinner, etc. may damage it.
 - Avoid forcefully rubbing or scratching Display.
 - Do not subject handset to excessive force.
 - Do not sit down with handset in a back pocket.
 - Do not place heavy objects in a bag with handset inside.

- Do not remove nameplate from handset. Doing so invalidates warranty.
- Always power off handset before removing Battery. If Battery is removed while saving or sending mail, data may be altered or lost.
- Display is manufactured with high precision technology, however, some pixels may appear darker/brighter.
- Connect only specified products to External Device Port.
- While walking, moderate earphone volume to make sounds around you audible and help avoid accidents.
- When holding handset in use, do not cover Speaker.

Battery

- Do not use/store battery in extremely low/high temperatures. Recommended operating temperature: 5°C to 35°C
- Tape over terminals to insulate Battery. Comply with local waste disposal regulations.
- Use the following voltage/current when charging. Voltage: 4.20V±0.05V, current: 850mA (MAX)

Function Usage Limits

- USIM Card must be installed to use handset.

Multitasking during Calls/Data Transmissions

- Calls/data transmissions incur transmission fees even when other functions/operations are simultaneously in use.

Camera

- Be sure to observe proper etiquette when using Camera.
- Do not expose Camera lens to direct sunlight. Concentrated sunlight through Camera lens may cause handset to malfunction.
- Be sure to try taking and previewing pictures before using Camera on important occasions like wedding ceremonies.
- Do not commercially use or transfer pictures taken with Camera without the permission of the copyright holder (photographer), except for personal use.
- Do not use Camera in locations where taking photos and recording videos are prohibited.

Bluetooth®

- Connection with all Bluetooth® devices is not guaranteed.
- Handset complies with Bluetooth® security standards. However, this does not ensure complete security.
- SoftBank Mobile is not liable for damages from Bluetooth® transmission data leakage.
- Bluetooth® transmits on the same frequency band as microwave ovens or other industrial/scientific/medical equipment, radio stations, amateur radio stations (hereafter "other radio stations"), etc.
 - 1 Before Bluetooth® use, visually confirm that other radio stations using the same frequency band are not nearby.
 - 2 If interference between handset and other radio stations occurs, move handset or immediately cancel Bluetooth® transmission.
 - 3 For more information, contact SoftBank Customer Support, General Information (☎ P.9-25).

Wireless Frequency Bands

- Bluetooth® frequency band:
 - 2.4 GHz band with FH-SS modulation; maximum communication distance is 10 m.
 - 2400 – 2483.5 MHz band. Avoiding the frequency band of a mobile unit identification apparatus is not possible.
 - When using the Bluetooth® function in other countries, check local regulations beforehand.



Copyrights

Portrait Rights

Individuals have the right to refuse being photographed or publication or use of their image. Personality rights, or Right of Publicity, is a form of property right designed to protect celebrity interests that applies to all people. Be careful when using handset Camera. Photographing or distributing the images of others without permission is unlawful.

Copyrights

Sounds, images, computer programs, databases, other copyrighted materials, their respective works and copyright holders are protected by copyright laws. Duplicated materials are limited to private use only. If duplications (including conversion of data types), modifications, transfer of duplicates or distribution on networks are made without permission of copyright holders, it constitutes "Literary Piracy" and "Infringement of Copyright Holder Rights" and a lawsuit for reparations may be filed and may result in criminal punishment. If duplicates are made using handset, please observe the copyright laws. Materials captured with handset Camera are also subject to the above.

- Do not copy, modify, separate from hardware, disassemble, decompile or reverse engineer the whole or part of the software installed in this product without permission of the copyright holder, and do not have any third party do the same, nor utilize any consequences of such deeds.

This product is licensed under the MPEG-4 patent portfolio license and AVC patent portfolio license for the personal use of a consumer or other uses in which it does not receive remuneration to

(i) encode video in compliance with the MPEG-4 Visual Standard and AVC Standard ("MPEG-4/AVC Video") and/or

(ii) decode MPEG-4/AVC Video that was encoded by a consumer engaged in a personal activity and/or was obtained from a video provider licensed to provide MPEG-4/AVC Video.

No license is granted or shall be implied for any other use. Additional information may be obtained from MPEG LA, L.L.C. See <http://www.mpegla.com>.

Microsoft®, Windows® and Windows Vista® are trademarks or registered trademarks of Microsoft Corporation in the United States and other countries.

The abbreviations used for respective operating systems (Japanese version) in this guide are as shown below:

Windows® 8.1 is the abbreviation of Microsoft® Windows® 8.1, Microsoft® Windows® 8.1 Pro, Microsoft® Windows® 8.1 Enterprise.

Windows® 8 is the abbreviation of Microsoft® Windows® 8, Microsoft® Windows® 8 Pro, Microsoft® Windows® 8 Enterprise.


Windows® 7 is the abbreviation of Microsoft® Windows® 7 (Starter, Home Basic, Home Premium, Professional, Enterprise and Ultimate).

Windows Vista® is the abbreviation of Windows Vista® (Home Basic, Home Premium, Business, Enterprise, and Ultimate).

Appendix

Microsoft Windows operating system is abbreviated as "Windows" in this guide.

Java and all Java based trademarks and logos are trademarks or registered trademarks of Oracle and/or its affiliates.

 JBleed™ Aplix, microJBleed and JBleed, and all Aplix- or JBleed-related trademarks and logos are trademarks or registered trademarks of Aplix Corporation in the U.S., Japan and other countries.

QR Code is a registered trademark of DENSO WAVE INCORPORATED.



microSDHC Logo is a trademark of SD-3C, LLC.

Chaku-Uta® and Chaku-Uta Full® are registered trademarks of Sony Music Entertainment (Japan) Inc.

This product contains software licensed complying with GNU General Public License, Version 2 (GPL v2), GNU Lesser General Public License (LGPL), etc.

The program is free software; you can copy it and/or redistribute it and/or modify it under the terms of the GPL v2 or LGPL as published by the Free Software Foundation.

At least three(3) years from delivery of products, Panasonic Mobile Communications Co., Ltd will give to any third party who contact us at the contact information provided below, for a charge no more than our cost of physically performing source code distribution, a complete machine-readable copy of the corresponding source code covered under GPL v2/LGPL.

Contact Information

pmc-cs@gg.jp.panasonic.com

Source code is also freely available to you and any other member of the public via the website below.

<http://panasonic.jp/mobile/gpl-s/english.html>

Please note that we cannot respond to any inquiries regarding the source code.

You cannot download the source code from a mobile phone. Use your PC to download the source code.

For more details on the relevant software (including license information of GPL v2/LGPL), follow these steps: *Main Menu* → *Settings* → *Phone Settings* → *GPL License* etc.

Appendix

Bluetooth® is a registered trademark of the Bluetooth SIG, Inc. The Bluetooth word mark and logos are owned by the Bluetooth SIG, Inc. and any use of such marks by Panasonic Mobile Communications Co., Ltd. is under license.

Other trademarks and trade names are those of their respective owners.

This product is loaded with Bluetooth™ Stack for Embedded Systems Spec 2.0 by Toshiba Corp.

Powered by MascotCapsule®

MascotCapsule® is a registered trademark of HI CORPORATION
© 2015 HI CORPORATION. All Rights Reserved.



This product contains NetFront Browser and NetFront Messaging Client software of ACCESS CO., LTD.

Copyright © 2004-2015 ACCESS CO., LTD.

ACCESS and NetFront are trademarks or registered trademarks of ACCESS CO., LTD. in Japan and other countries.

This software is based in part on the work of the Independent JPEG Group.

IrFront is a trademark or registered trademark of ACCESS CO., LTD. in Japan and other countries.

The IrDA Feature Trademark is owned by the Infrared Data Association and used under license therefrom.

This product includes software licensed from OMRON SOFTWARE Co., Ltd.

iWnn@OMRON SOFTWARE Co., Ltd. 2008-2015 All Rights Reserved.

"AutoArt" adopted by this product is based on Emoji Lite®, protected by the intellectual property rights of Acrodea, Inc.

SOFTBANK, SOFTBANK's equivalent in Japanese and the SOFTBANK logo are registered trademarks or trademarks of SOFTBANK MOBILE Corp. in Japan and other countries.

COLOR LIFE, S! Mail, Graphic Mail and PC Mail are trademarks or registered trademarks of SOFTBANK MOBILE Corp.

Yahoo! and the "Yahoo!" or "Y!" logos are trademarks and/or registered trademarks of Yahoo! Inc. in the U.S.

This product is manufactured or sold under license from InterDigital Technology Corporation.

Other company and product names mentioned herein are trademarks or registered trademarks of their respective owners.

RF Exposure Information/Specific Absorption Rate (SAR) Information

Specific Absorption Rate (SAR) for This Product (for Japan)

This mobile phone 401PM meets Japanese technical regulations* and international guidelines for exposure to radio waves.

The Japanese technical regulations for exposure to radio frequency energy established permitted levels of radio frequency energy, based on standards developed by independent scientific organizations through periodic and thorough evaluation of scientific studies.

The regulations employ a unit of measurement known as the Specific Absorption Rate, or SAR.

The SAR limit is 2 watts/kilogram (W/kg) averaged over ten grams of tissue.

The limit includes a substantial safety margin designed to assure the safety of all persons, regardless of age and health.

The value of the limit is equal to the value given in international guidelines recommended by ICNIRP**, which is in collaboration with the World Health Organization (WHO).

The highest SAR value for this mobile phone is 0.846 W/kg when tested for used at the ear, and 0.640 W/kg*** when worn on the body in the below manner****.

While there may be differences between the SAR levels of various phones and at various positions, all phones meet the Japanese technical regulations.

Although the SAR is determined at the highest certified power level, the actual SAR of the phone during operation can be well below the maximum value.

Use at positions other than at the ear****

This mobile phone may be used at positions other than at the ear. By using an accessory such as a belt clip holster that maintains a 10 mm separation with no metal (parts) between it and the body and the mobile phone, this mobile phone will comply with international guidelines for radio wave protection.

* The technical regulations are provided in Article 14-2 of the Ministry Ordinance Regulating Radio Equipment.

** International Commission on Non-Ionizing Radiation Protection

*** The value is under simultaneous transmission use conditions.

The World Health Organization has announced that "A large number of studies have been performed over the last two decades to assess whether mobile phones pose a potential health risk. To date, no adverse health effects have been established as being caused by mobile phone use."

For more information about SAR, see the following websites:

- Ministry of Internal Affairs and Communications (MIC)
<http://www.tele.soumu.go.jp/e/sys/ele/body/index.htm>
- Association of Radio Industries and Businesses (ARIB)
<http://www.arib-emf.org/index02.html> (Japanese)

Appendix

This mobile phone 401PM is confirmed to comply with guidelines relating to effects of radio wave exposure as set forth by the Council of Europe (CE) and the Federal Communications Commission (FCC). Refer to the following.

European RF Exposure Information

Your mobile device is a radio transmitter and receiver. It is designed not to exceed the limits for exposure to radio waves recommended by international guidelines. These guidelines were developed by the independent scientific organization ICNIRP and include safety margins designed to assure the protection of all persons, regardless of age and health. The guidelines use a unit of measurement known as the Specific Absorption Rate, or SAR. The SAR limit for mobile devices is 2.0 W/kg and the highest SAR value for this device when tested at the ear is 0.713 W/kg*. As mobile devices offer a range of functions, they can be used in other positions, such as on the body as described in this guide (☞ P.9-19 ****). In this case, the highest tested SAR value is 0.727 W/kg*.

* The tests are carried out in accordance with international guidelines for testing.

FCC RF Exposure Information

Your handset is a radio transmitter and receiver. It is designed and manufactured not to exceed the emission limits for exposure to radio frequency (RF) energy set by the Federal Communications Commission of the U.S. Government. The guidelines are based on standards that were developed by independent scientific organization through periodic and thorough evaluation of scientific studies. The standards include a substantial safety margin designed to assure the safety of all persons, regardless of age and health. The exposure standard for wireless handsets employs a unit of measurement known as the Specific Absorption Rate, or SAR. The SAR limit set by the FCC is 1.6 W/kg. The tests are performed in positions and locations (e.g. at the ear and worn on the body) as required by the FCC for each model.

The highest SAR value for this model handset as reported to the FCC when tested for use at the ear is 0.714 W/kg, and when worn on the body in a holder or carry case, is 0.713 W/kg.

Body-worn Operation; This device was tested for typical body-worn operations with the handset kept 10 mm from the body. To maintain compliance with FCC RF exposure requirements, use accessories that maintain a 10 mm separation distance between the user's body and the handset. The use of beltclips, holsters and similar accessories should not contain metallic components in its assembly. The use of accessories that do not satisfy these requirements may not comply with FCC RF exposure requirements, and should be avoided. The FCC has granted an Equipment Authorization for this model handset with all reported SAR levels evaluated as in compliance with the FCC RF emission guidelines. SAR information on this model handset is on file with the FCC and can be found under the Display Grant section of <http://www.fcc.gov/oet/ea/> after searching on FCC ID UCE215063A.

Additional information on Specific Absorption Rates (SAR) can be found on the FCC website at <http://transition.fcc.gov/oet/rfsafety/>.

The World Health Organization has stated that present scientific information does not indicate the need for any special precautions for the use of mobile devices. They note that if you want to reduce your exposure then you can do so by limiting the length of calls or using a hands-free device to keep the mobile phone away from the head and body.

World Health Organization
<http://www.who.int/emf>

List of Specific Absorption Rates (SAR) for radio waves by 3G model
<http://www.softbank.jp/mobile/support/sar/> (Japanese)

Waterproofing/Dustproofing

COLOR LIFE 5 complies with IPX5¹ /IPX7² waterproof standards and IP5X³ dustproof standard (External Device Port Cover and Battery Cover must be secured).

- ¹ Protection against water jets (at approximately 3 meters, through 6.3 mm nozzle, for over 3 minutes at 12.5 liters/minute, from multiple directions)
- ² Protection against seepage when submerged (in still tap water, at room temperature, up to 1 meter deep for approximately 30 minutes)
- ³ Protection against dust (in a device containing dust particles with a diameter of 75 µm or less, agitated for 8 hours)

Note: Complete protection is not guaranteed under all conditions. Read this guide for proper handset use. Malfunctions due to improper handling by the user are not covered by Warranty.

COLOR LIFE 5 use around water (rain, bath, pool, etc.).

Rain

- Talk on handset in moderately heavy rain (rainfall of 20 mm or less per hour).
- Do not use handset in heavy rain (rainfall of 20 mm or more per hour).

Washing Handset

- If handset gets dirty, submerge it in a basin filled with fresh/tap water at room temperature and gently move handset back and forth, or hold it under gentle running water (about 10 cm from faucet/shower head, 5°C-35°C) and wash by hand.
- Make sure Battery Cover is completely closed. Hold down External Device Port Cover when rinsing handset.
- Do not use brushes, sponges, soaps or detergents.



Pool/Sea

- Do not immerse or drop handset into pool/sea water. Do not use handset underwater.
- If handset is exposed to pool/sea water, immediately rinse with room temperature tap water.



Bathroom

- Do not immerse or drop handset into a bathtub. Do not use handset underwater.
- Do not immerse handset into water containing soap, detergent or bath agents or hot spring water.
- Do not expose handset to strong water flow (strong enough to feel pain on skin).
- Avoid using handset in a bathroom for a prolonged period of time.
- Extreme temperature changes can cause condensation. Wait until handset reaches room temperature before bringing it to a bathroom.



Kitchen

- Do not expose handset to soapy water, detergent, spice, juice, etc.
- Do not expose handset to hot/cold water.
- Do not expose handset to strongly flowing water.

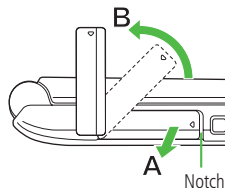
Usage Notes

- **Secure External Device Port Cover and Battery Cover before use. If small particles (fine fiber, hair, sand, etc.) are caught between External Device Port Cover/Battery Cover and handset, seepage may occur.**
- **If handset is exposed to any liquids while External Device Port Cover or Battery Cover is open, electric shock or malfunction may occur. Power off handset.**
- **Do not immerse handset in any liquids other than room temperature fresh/tap water.**
- **Regardless of handset performance, replacing handset parts every two years is recommended. Replace parts at your own expense. Contact SoftBank Customer Support, General Information (☎P.9-25).**

Appendix

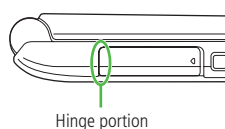
Opening External Device Port Cover

- 1 Use notch to pull out (A) and rotate (B) Port Cover.



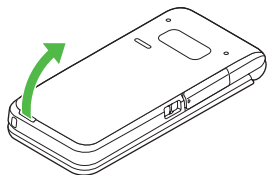
Securing External Device Port Cover

- 1 Press down starting at hinge portion.
- 2 Make sure Port Cover is completely closed.



Removing Battery Cover

- 1 Use notch to slowly lift and remove Battery Cover.

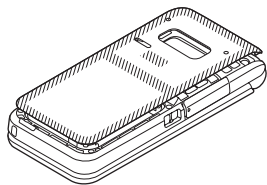


Attaching Battery Cover

- 1 Check orientation of Battery Cover, align Battery Cover with handset, and firmly press the shaded areas.

- Be sure to check area around Battery Cover (especially rubber seal) for dirt or debris before attaching.

- 2 Make sure Battery Cover is completely closed.



Precautions

Handset

- Do not leave handset wet.
 - Doing so may cause short-circuit on External Device Port.
 - Water may leak into hinge. In cold climates, freezing may cause malfunction.
- Do not wash handset in a washing machine.
- Handset is not heat resistant. Do not immerse handset in hot water, use it in a sauna or dry it with hot air (e.g., using a dryer).
- Do not drop handset or subject it to excessive shock. May damage waterproofing/dustproofing.
- Handset does not float.
- Handset is not water-pressure resistant. Do not immerse/expose handset to strongly flowing water.
- Do not place handset directly on beach.
 - Water drops/sand may enter Mic, Receiver or Speaker, impairing Volume. Water/sand inside handset may distort sound.
 - Seepage may occur if sand enters External Device Port Cover or Battery Cover. Rinse sand with water as described.
- Rinse sand/mud off handset. Failure to do so may cause handset malfunction.

External Device Port Cover/Battery Cover

- Do not open/close External Device Port Cover or Battery Cover with gloves on. Small particles may adhere to rubber seals.
- Make sure External Device Port Cover or Battery Cover are free of fine fibers after drying.
- Do not remove rubber seals. Do not insert sharp-edged objects into gaps around External Device Port Cover or Battery Cover. Doing so may cause seepage.
- If External Device Port Cover/Battery Cover seals are damaged or deformed, replace with new ones.

Appendix

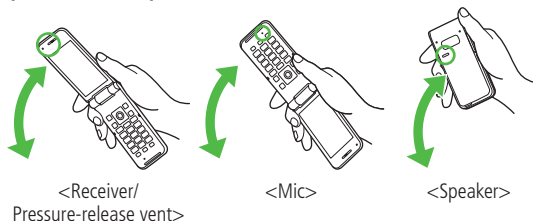
Mic/Receiver/Pressure-release vent/Speaker

- Do not poke Mic, Receiver, Pressure-release vent or Speaker with sharp-edged objects.
- Thoroughly wipe water drops from Mic, Receiver, Pressure-release vent or Speaker to avoid malfunction.

Draining Water from Handset

Even small amounts of water can seep in through hinge, affecting Receiver or Speaker Volume or sound quality. Drain water as follows:

- 1 Wipe water off handset with clean dry cloth.
- 2 Hold handset firmly. Shake handset about 20 times until no water drops come out. Repeat on all sides.



- 3 Pat handset against a clean dry cloth to remove remaining water from Mic, Receiver, Pressure-release vent, Speaker, hinge, etc.

- Do not wipe gaps directly with a cotton swab.



4 Fully drain moisture and then operate handset.

Some water may remain on handset even after above steps are followed. Let handset dry naturally before use. Keep handset away from anything that you do not want to get wet.

Charging Battery

Accessories and other optional items are not waterproof or dustproof. Observe the following before/after charging:

- Never charge Battery when handset is wet. May cause electric shock or malfunction/fire due to short circuit. Wipe water off handset with clean dry cloth before charging Battery.
- Secure External Device Port Cover after charging.

Specifications

COLOR LIFE 5

Weight (including Battery)		123 g*
Dimensions (closed)		51 x 112 x 17-18 mm*
Continuous Standby Time	3G	600 hours*
	GSM	330 hours*
Continuous Talk Time	3G	220 minutes*
	Video Call	140 minutes*
	GSM	220 minutes*
TV Reception Time	Normal Mode	5.75 hours*
	ECO Mode	6.25 hours*
Charging Time		130 minutes*
Maximum Output	3G	0.25 W
	GSM	2.0 W

* Approximate value

Battery

Voltage	3.7 V
Battery Type	Lithium-ion
Capacity	800 mAh
Dimensions	38 x 5.4 x 37 mm*

* Approximate value

- Specifications subject to change without notice.

Support

Warranty

Warranty is provided when you purchase a COLOR LIFE 5.

- Check name of distributor and date of purchase.
- Read through contents and keep in a safe place.
- Warranty term is described in Warranty.

SoftBank Mobile is not liable for any damage resulting from use of this product.

After-Sales Service

See "Troubleshooting" (☞ P.9-3) before contacting SoftBank Mobile for service or repairs. If you cannot find solutions or solve problems, contact SoftBank Customer Support, Customer Assistance (☞ P.9-25) in your subscription area and provide a detailed description of the problem.

- Repairs within Warranty are performed under terms and conditions described.
- Out of Warranty, any repairs are performed upon request at subscriber's expense.

Customer Service

For SoftBank handset or service information, call General Information.

For repairs, call Customer Assistance.

SoftBank Customer Support

General Information

From a SoftBank handset, dial toll free at	157
From a landline/IP phone, dial toll free at	0800-919-0157

Customer Assistance

From a SoftBank handset, dial toll free at	113
From a landline/IP phone, dial toll free at	0800-919-0113

SoftBank Mobile Global Call Center

From outside Japan, dial +81-92-687-0025 (toll free from SoftBank handsets)

If handset is lost/stolen, call this number immediately (international charges apply)