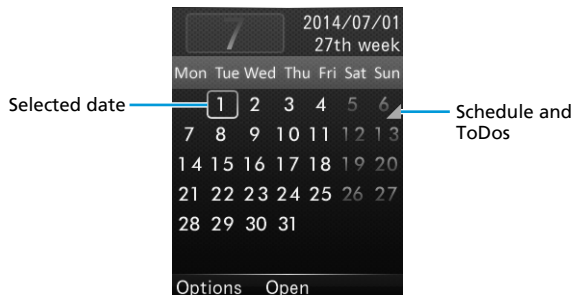


Calendar

Show Calendar




1 In Standby, (Calendar)

Calendar in Month view appears.



Calendar Options

1 In Standby, (Calendar) > (Options)













Item	Operation/Description
New	Add an entry  (P.7-1)
Week view/Month view	Switch the view
Go to date	Go to the specified date  Set a date > ● (OK)
Delete entry	Delete an entry  <i>On this day/Before today/All entries</i>
Settings	Set Calendar alarm and view
Memory Info.	Show memory usage of entries

Add an Entry

Up to 500 entries can be saved.

1 In Standby, (Calendar) > Highlight a date > (Options) > New

2 Appointment/ToDo > Select items to set

Item	Operation/Description
Subject	 Add a subject
Location*1	 Add a location
All-Day*1	 On/Off > ● (OK)
Start time**2	 Set start time
End time*3	 Set end time
Start date*1	 Set start date
End date	 Set end date
Alarm set	 On/Off > ● (OK)
Alarm time*4	 Set Alarm time
Alarm date*4	 Set Alarm date
Repeat set	 Select a repeat interval
Detail	 Add a description

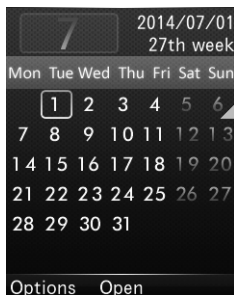
*1 Only for Appointments

*2 Only when All-Day is set to Off

*3 Only for Appointments with All-Day set to Off or ToDos

*4 Only when Alarm is set to On

3 (Save)




Alarm

Alarm goes off at the specified time.








■ Set an Alarm

Up to five Alarms can be set.

- When set,  appears in Status Bar.

1 In Standby,  (Menu) > *Alarm* > Select <Not set> >  (Edit)


2 Select items to set

Item	Operation/Description
Time	 Set start time
Type	 Set whether to repeat Alarm (Select Repeat > Check days of week >  (Done) to repeat)
Snooze	When set, first Alarm goes off for 60 seconds, then recurs at the specified interval  Set Snooze interval
Ringtone	 Set whether Alarm sounds (Select On > Highlight a Ringtone file >  (Setting) to set)
Alarm remark	 Add a subject

3 (Save)





■ Disable an Alarm

1 In Standby,  (Menu) > *Alarm* > Highlight an Alarm

2  (Options) > *Disable*

■ Reset an Alarm

1 In Standby,  (Menu) > *Alarm* > Highlight an Alarm


2  (Options) > *Reset this* > *Yes*


■ Reset all Alarms

1 In Standby,  (Menu) > *Alarm*

2  (Options) > *Reset all* > *Yes*

■ Stop Alarm Sound

1 While Alarm is sounding,  (Stop)

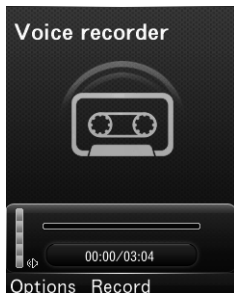
- When Snooze is set, Press any key other than  to stop alarm from sounding.











Alarm goes off again at the specified interval.


- When other events are set at the same time, handset notifies you of the highest priority event. The order of priority is as follows: *Alarm* > *ToDo* > *Appointment*. Notifications you missed are shown as Missed Alarm information in Standby.

Voice recorder


1 Long Press 

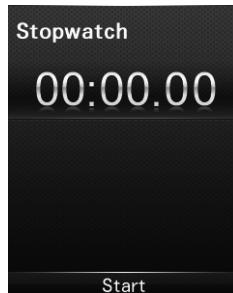







Key	Description
 (Record)	Start recording
 (Stop)	Stop recording
	Adjust recording volume
While recording,  (Pause)	Pause recording
While paused,  (Continue)	Resume recording
 (Options) > <i>Duration</i> > Highlight an item >  (OK)	Change recording time
 (Options) > <i>Save to</i> > Highlight an item >  (OK)	Change the save location
 (Options) > <i>My audios</i>	Open the save location

- Alternatively, in Standby,  (Menu) > *Tools* > *Voice recorder* to activate Voice Recorder.

Stopwatch

1 In Standby,  (Menu) > *Tools* > *Stopwatch*



Key	Description
 (Start)	Start counting
While counting,  (Stop)	Suspend counting
While suspended,  (Continue)	Resume counting
 (Record)	Mark a lap time
With lap times marked,  (Reset)	Reset lap times marked

World Time

1 In Standby, **⊙** (Menu) > Tools > World Time

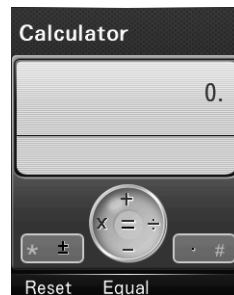


Key	Description
⊙	Show the current time in major cities around the world
⊙ (OK)	Change handset time to the time shown

Calculator

• Up to 12 digits can be shown.

1 **⊙**



Key	Description	Key	Description
1 あ to 0 わん	Enter numbers	⊙ (Equal)	=
⊙	+	±	Change sign
⊙	-	⋯	Period (.)
⊙	*	CLEAR /BACK	Clear
⊙	/	ⓧ (Reset)	Reset

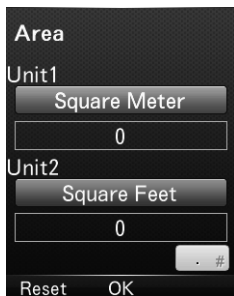
E.g.) $-13 + 31.5 = 18.5$

⊙ **1** **あ** **3** **わん** **⊙** **3** **わん** **⊙** **1** **あ** **±** **5** **あ** **⊙**

• Alternatively, in Standby, **⊙** (Menu) > Tools > Calculator to activate Calculator.

Converter

1 In Standby,  (Menu) > Tools > Converter
E.g.) For Area



Item	Description
Currency	Enter Exchange rate > Enter Foreign amount or Local amount
Area	
Length	Choose a unit from Unit1 and Unit2 > Enter a value in Unit1 or Unit2 (units are predefined)
Weight	
Temperature	